

D i s t r i b u t o r

SIDING  
PRODUCT  
DIRECTORY

VINYL AND METAL



Siding • Soffit • Accessories



# REVERE PRODUCT DIRECTORY



	<u>INSULATED VINYL SIDING</u>
4	SOVEREIGN SELECT TRILOGY <b>NEW!</b>
	<u>VINYL SIDING</u>
5	SOVEREIGN SELECT
6	SOVEREIGN SELECT BOARD & BATTEN
7	SOVEREIGN SELECT VARIEGATED
8	SOVEREIGN SELECT EXTENDED LENGTH
9-10	BERKSHIRE CLASSIC
11	BERKSHIRE BEADED & CENTENNIAL BEADED
12-13	AMHERST/SOMERVILLE III
14	DRIFTWOOD
	<u>SHAKES &amp; SCALLOPS</u>
15-16	HARBOR POINTE SINGLE SELECT
	<u>VINYL SOFFIT &amp; ACCESSORIES</u>
17	SOVEREIGN SELECT Ultra-Premium Soffit
18	OXFORD Premium Soffit
19	BEADED Premium Soffit
20	FAIRWEATHER Soffit
21	Deep-Pocket Insulated Vinyl Accessories
22-31	Vinyl Accessories
	<u>ALUMINUM SIDING</u>
32	CEDARWOOD & WOODGRAIN SERIES 2000
33	DELUXE
	<u>ALUMINUM SOFFIT, FASCIA &amp; ACCESSORIES</u>
34-35	HI-TENSILE Soffit – LoMar Poly Finish
36	PVC SUPREME Soffit – PVC Finish
37	VALUGARD Soffit
38	DELUXE Fascia
39	VALUGARD Fascia
40-43	Aluminum Accessories
	<u>STEEL SIDING</u>
44	SUPERGARD
45	CEDARWOOD
	<u>STEEL FASCIA &amp; ACCESSORIES</u>
46	Steel Fascia
47-49	Steel Accessories
	<u>TRIM COIL</u>
50-52	Aluminum Trim Coil
53	Steel Trim Coil
	<u>GUTTER COIL</u>
54-55	Aluminum Gutter Coil
	<u>COLOR MATRIX</u>
56-57	Vinyl Siding
58-59	Shakes & Scallops
58-59	Vinyl Soffit
60-61	Deep-Pocket Insulated Vinyl Accessories
62-63	Vinyl Accessories
64-65	Aluminum Siding, Soffit & Fascia
66-67	Aluminum Accessories
68-69	Steel Siding & Fascia
70-71	Steel Accessories
72-73	Aluminum & Steel Trim Coil
74-75	Trim Coil – Competitive Brands
76-77	Gutter Coil
	<u>ARCHITECTURAL SPECIFICATIONS</u>
78-79	Vinyl Architectural Specifications
80-81	Shakes & Scallops Architectural Specifications
82-83	Aluminum Architectural Specifications
84-85	Steel Architectural Specifications

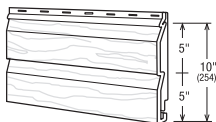
**NOTE:** BAP product codes appear first, followed by the corresponding **RSC** code for use by Revere Supply Centers only.

**PRODUCT CODE & DESCRIPTION**

**13577**  
**Double 5"**  
**Dutch Lap**

3/4" Butt (19)  
 Panel Projection 1-1/4" with foam  
 2-5" Exposure per Panel (127/254)  
 16'4" Lengths (4979)  
 .046" Nominal Thickness  
 Cedargrain Texture


Packaging:  
 7 pcs. per ctn.  
 .95 sq. per ctn. (8.84 m<sup>2</sup>)  
 Ship. wt: 56.8 lb (25.8 kg)



**13572**  
**Double 6"**

3/4" Butt (19)  
 Panel Projection 1-1/4" with foam  
 2-6" Exposure per Panel  
 (152.4/304.8)  
 16'8" Lengths (5080)  
 .046" Nominal Thickness  
 Cedargrain Texture

Packaging:  
 6 pcs. per ctn.  
 1 sq. per ctn. (9.3 m<sup>2</sup>)  
 Ship. wt: 55.7 lb (25.3 kg)



For deep-pocket insulated vinyl siding accessories, see page 21.

**COLORS**

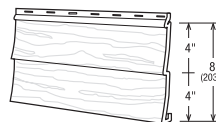
- Snow White
- Almond
- Antique Ivory
- Dover Gray
- Canyon Clay
- Pebble
- Sage
- Wicker
- Dark Drift
- Harvest Wheat
- Midnight Surf
- Moonlit Moss
- Saddle Brown
- Venetian Red
- Windswept Smoke

**PRODUCT CODE & DESCRIPTION**

**13705 / RSC 01-6601**  
**Double 4"**

3/4" Butt (19)  
 2-4" Exposure per Panel  
 (101.6/203.2)  
 12'6" Lengths (3810)  
 .046" Nominal Thickness  
 Cedargrain Texture

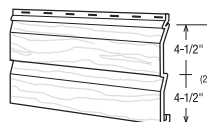
Packaging:  
 24 pcs. per ctn.  
 2 sqs. per ctn. (18.6 m<sup>2</sup>)  
 Ship. wt: 112 lb (50.8 kg)



**13704 / RSC 01-6605**  
**Double 4-1/2"**  
**Dutch Lap**

3/4" Butt (19)  
 2-4.5" Exposure per Panel  
 (114.5/229)  
 12'1" Lengths (3683)  
 .046" Nominal Thickness  
 Cedargrain Texture

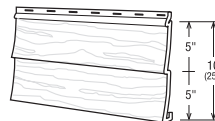
Packaging:  
 22 pcs. per ctn.  
 2 sqs. per ctn. (18.6 m<sup>2</sup>)  
 Ship. wt: 102.5 lb (46.5 kg)



**13709 / RSC 01-6606**  
**Double 5"**

3/4" Butt (19)  
 2-5" Exposure per Panel (127/254)  
 12' Lengths (3658)  
 .046" Nominal Thickness  
 Cedargrain Texture

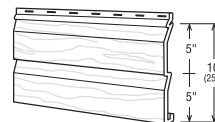
Packaging:  
 20 pcs. per ctn.  
 2 sqs. per ctn. (18.6 m<sup>2</sup>)  
 Ship. wt: 100 lb (45 kg)



**13740 / RSC 01-6607**  
**Double 5"**  
**Dutch Lap**

3/4" Butt (19)  
 2-5" Exposure per Panel (127/254)  
 12' Lengths (3658)  
 .046" Nominal Thickness  
 Cedargrain Texture

Packaging:  
 20 pcs. per ctn.  
 2 sqs. per ctn. (18.6 m<sup>2</sup>)  
 Ship. wt: 102.5 lb (46.5 kg)



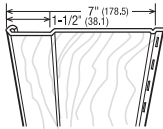
**COLORS**

- Snow White
- Almond
- Antique Ivory
- Dover Gray
- Linen
- Maize
- Mist Blue
- Pearl
- Sandalwood
- Sandstone
- Canyon Clay
- Pebble
- Sage
- Wicker
- Dark Drift
- Harvest Wheat
- Midnight Surf
- Moonlit Moss
- Saddle Brown
- Venetian Red
- Windswept Smoke

Ask about Sovereign Select® EnergySmart™ and Sovereign Select® Energy Advantage™—two additional insulated siding options.

**PRODUCT CODE & DESCRIPTION**

13372 / **RSC** 01-6019  
**7" Board & Batten**



1/2" Batten Height (12.7)  
1-1/2" Batten Width (38.1)  
7" Exposure per Panel (178.5)  
10' Lengths (3048)  
.050" Nominal Thickness  
Light Roughsawn Texture


Packaging:  
17 pcs. per ctn.  
1 sq. per ctn. (9.2 m<sup>2</sup>)  
Ship. wt: 50 lb (23 kg)

**COLORS**

- Snow White
- Almond
- Antique Ivory
- Dover Gray
- Linen
- Maize
- Mist Blue
- Pearl
- Sandalwood
- Sandstone
- Canyon Clay
- Pebble
- Sage
- Wicker
- Dark Drift
- Harvest Wheat
- Midnight Surf
- Moonlit Moss
- Saddle Brown
- Venetian Red
- Windswept Smoke

**PRODUCT CODE & DESCRIPTION**

13736 / **RSC** 01-6631  
**Double 4"**



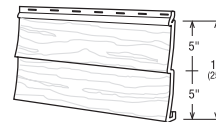
3/4" Butt (19)  
2-4" Exposure per Panel (101.6/203.2)  
12'6" Lengths (3810)  
.046" Nominal Thickness  
Cedargrain Texture

Packaging:  
24 pcs. per ctn.  
2 sqs. per ctn. (18.6 m<sup>2</sup>)  
Ship. wt: 112 lb (50.8 kg)

**COLORS**

- Aspen
- Chestnut
- Earthen
- Maple
- Rainforest
- Willow

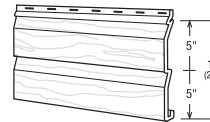
13737 / **RSC** 01-6636  
**Double 5"**



3/4" Butt (19)  
2-5" Exposure per Panel (127/254)  
12' Lengths (3658)  
.046" Nominal Thickness  
Cedargrain Texture

Packaging:  
20 pcs. per ctn.  
2 sqs. per ctn. (18.6 m<sup>2</sup>)  
Ship. wt: 100 lb (45 kg)

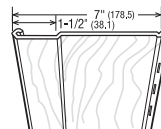
13738 / **RSC** 01-6637  
**Double 5" Dutch Lap**



3/4" Butt (19)  
2-5" Exposure per Panel (127/254)  
12' Lengths (3658)  
.046" Nominal Thickness  
Cedargrain Texture

Packaging:  
20 pcs. per ctn.  
2 sqs. per ctn. (18.6 m<sup>2</sup>)  
Ship. wt: 102.5 lb (46.5 kg)

13378 / **RSC** 01-6639  
**7" Board & Batten**

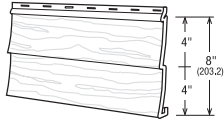


1/2" Batten Height (12.7)  
1-1/2" Batten Width (38.1)  
7" Exposure per Panel (178.5)  
10' Lengths (3048)  
.050" Nominal Thickness  
Light Roughsawn Texture

Packaging:  
17 pcs. per ctn.  
1 sq. per ctn. (9.2 m<sup>2</sup>)  
Ship. wt: 50 lb (23 kg)

**PRODUCT CODE & DESCRIPTION**

13700 / **RSC** 01-6611  
**Double 4"**



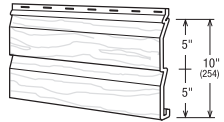
3/4" Butt (19)  
2-4" Exposure per Panel  
(101.6/203.2)  
**16'1" Lengths (4903)**  
.046" Nominal Thickness  
Cedargrain Texture

Packaging:  
14 pcs. per ctn.  
1.5 sqs. per ctn. (14 m<sup>2</sup>)  
Ship. wt: 80.4 lb (36.5 kg)

**COLORS**

Snow White  
Antique Ivory  
Almond  
Dover Gray  
Linen  
Maize  
Mist Blue  
Pearl  
Sandalwood

13743 / **RSC** 01-6617  
**Double 5"**  
**Dutch Lap**




3/4" Butt (19)  
2-5" Exposure per Panel (127/254)  
**16'4" Lengths (4979)**  
.046" Nominal Thickness  
Cedargrain Texture

Packaging:  
11 pcs. per ctn.  
1.5 sqs. per ctn. (14 m<sup>2</sup>)  
Ship. wt: 73.2 lb (33.2 kg)

Canyon Clay  
Pebble  
Sage  
Wicker

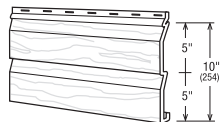
13745 / **RSC** 01-6621  
**Double 4"**



3/4" Butt (19)  
2-4" Exposure per Panel  
(101.6/203.2)  
**24'8" Lengths (7518)**  
.046" Nominal Thickness  
Cedargrain Texture

Packaging:  
9 pcs. per ctn.  
Approx 1.5 sqs. per ctn. (14 m<sup>2</sup>)  
Ship. wt: 77.2 lb (35 kg)

13747 / **RSC** 01-6627  
**Double 5"**  
**Dutch Lap**

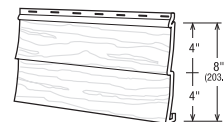


3/4" Butt (19)  
2-5" Exposure per Panel (127/254)  
**24'8" Lengths (7518)**  
.046" Nominal Thickness  
Cedargrain Texture

Packaging:  
7 pcs. per ctn.  
1.65 sqs. per ctn. (15.3 m<sup>2</sup>)  
Ship. wt: 79.5 lb (36 kg)

**PRODUCT CODE & DESCRIPTION**

13566 / **RSC** 01-6661  
**Double 4"**



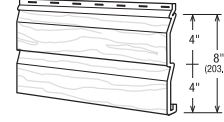
5/8" Butt (15.9)  
2-4" Exposure per Panel  
(101.6/203.2)  
12'6" Lengths (3810)  
.044" Nominal Thickness  
Hardwood Texture

Packaging:  
24 pcs. per ctn.  
2 sqs. per ctn. (18.6 m<sup>2</sup>)  
Ship. wt: 99 lb (45 kg)

**COLORS**

Snow White  
Almond  
Antique Ivory  
Dover Gray  
Linen  
Maize  
Mist Blue  
Pearl  
Sandalwood

13565 / **RSC** 01-6662  
**Double 4"**  
**Dutch Lap**

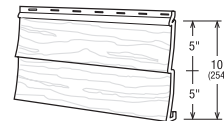


5/8" Butt (15.9)  
2-4" Exposure per Panel  
(101.6/203.2)  
12'6" Lengths (3810)  
.044" Nominal Thickness  
Hardwood Texture

Packaging:  
24 pcs. per ctn.  
2 sqs. per ctn. (18.6 m<sup>2</sup>)  
Ship. wt: 99 lb (45 kg)

Canyon Clay  
Pebble  
Sage  
Wicker

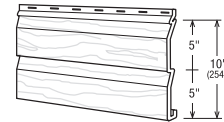
13561 / **RSC** 01-6666  
**Double 5"**



5/8" Butt (15.9)  
2-5" Exposure per Panel (127/254)  
12' Lengths (3658)  
.044" Nominal Thickness  
Hardwood Texture

Packaging:  
20 pcs. per ctn.  
2 sqs. per ctn. (18.6 m<sup>2</sup>)  
Ship. wt: 91 lb (41 kg)

13564 / **RSC** 01-6667  
**Double 5"**  
**Dutch Lap**



5/8" Butt (15.9)  
2-5" Exposure per Panel (127/254)  
12' Lengths (3658)  
.044" Nominal Thickness  
Hardwood Texture

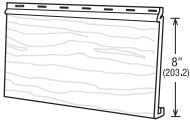
Packaging:  
20 pcs. per ctn.  
2 sqs. per ctn. (18.6 m<sup>2</sup>)  
Ship. wt: 91 lb (41 kg)

## PRODUCT CODE & DESCRIPTION

13582 / **RSC** 01-6660  
8"

5/8" Butt (15.9)  
8" Exposure per Panel (203.2)  
12'6" Lengths (3810)  
.044" Nominal Thickness  
Hardwood Texture

Packaging:  
24 pcs. per ctn.  
2 sqs. per ctn. (18.6 m<sup>2</sup>)  
Ship. wt: 97 lb (44 kg)



## COLORS

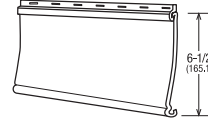
Snow White

## PRODUCT CODE & DESCRIPTION

13639 / **RSC** 01-6120  
6-1/2" Beaded

3/4" Butt (19)  
6-1/2" Exposure per Panel (165.1)  
12'3-3/4" Lengths (3753)  
.046" Nominal Thickness  
Brushed Texture

Packaging:  
30 pcs. per ctn.  
2 sqs. per ctn. (18.6 m<sup>2</sup>)  
Ship. wt: 102 lb (46 kg)



## COLORS

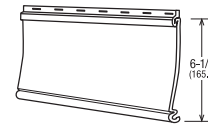
Snow White

Almond  
Antique Ivory  
Dover Gray  
Linen  
Maize  
Mist Blue  
Pearl  
Sandalwood  
Sandstone  
Canyon Clay  
Pebble  
Sage  
Wicker

13629 / **RSC** 01-6722  
6-1/2" Beaded


11/16" Butt (17.5)  
6-1/2" Exposure per Panel (165.1)  
12'3-3/4" Lengths (3753)  
.046" Nominal Thickness  
Brushed Texture

Packaging:  
30 pcs. per ctn.  
2 sqs. per ctn. (18.6 m<sup>2</sup>)  
Ship. wt: 102 lb (46 kg)



## PRODUCT CODE & DESCRIPTION

13968 / **RSC** 01-6671  
**Double 4"**



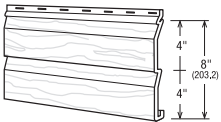
1/2" Butt (12.7)  
2-4" Exposure per Panel  
(101.6/203.2)  
12'6" Lengths (3810)  
.042" Nominal Thickness  
Light Roughsawn Texture

Packaging:  
24 pcs. per ctn.  
2 sqs. per ctn. (18.6 m<sup>2</sup>)  
Ship. wt: 94 lb (43 kg)

## COLORS

Snow White  
Almond  
Antique Ivory  
Dover Gray  
Linen  
Maize  
Mist Blue  
Pearl  
Sandalwood  
Sandstone

13966 / **RSC** 01-6672  
**Double 4" Dutch Lap**




1/2" Butt (12.7)  
2-4" Exposure per Panel  
(101.6/203.2)  
12'6" Lengths (3810)  
.042" Nominal Thickness  
Light Roughsawn Texture

Packaging:  
24 pcs. per ctn.  
2 sqs. per ctn. (18.6 m<sup>2</sup>)  
Ship. wt: 94 lb (43 kg)

Canyon Clay  
Pebble  
Sage  
Storm  
Wicker


13979 / **RSC** 01-6676  
**Double 5"**



1/2" Butt (12.7)  
2-5" Exposure per Panel (127/254)  
12' Lengths (3658)  
.042" Nominal Thickness  
Light Roughsawn Texture

Packaging:  
20 pcs. per ctn.  
2 sqs. per ctn. (18.6 m<sup>2</sup>)  
Ship. wt: 91 lb (41 kg)

13970 / **RSC** 01-6677  
**Double 5" Dutch Lap**




1/2" Butt (12.7)  
2-5" Exposure per Panel (127/254)  
12' Lengths (3658)  
.042" Nominal Thickness  
Light Roughsawn Texture

Packaging:  
20 pcs. per ctn.  
2 sqs. per ctn. (18.6 m<sup>2</sup>)  
Ship. wt: 90 lb (41 kg)

## PRODUCT CODE & DESCRIPTION

13610 / **RSC** 01-6710  
**Triple 3"**



1/2" Butt (12.7)  
3-3" Exposure per Panel  
(76.2/229)  
12'1" Lengths (3683)  
.042" Nominal Thickness  
Brushed Texture


Packaging:  
22 pcs. per ctn.  
2 sqs. per ctn. (18.6 m<sup>2</sup>)  
Ship. wt: 96 lb (44 kg)

## COLORS

Snow White  
Almond  
Antique Ivory  
Dover Gray  
Linen  
Maize  
Mist Blue  
Pearl  
Sandalwood  
Sandstone  
Canyon Clay  
Pebble  
Sage  
Storm  
Wicker

## PRODUCT CODE & DESCRIPTION

13830 / RSC 01-6091  
**Double 4"**



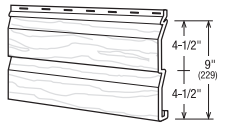
7/16" Butt (11.1)  
2-4" Exposure per Panel  
(101.6/203.2)  
12'6" Lengths (3810)  
.040" Nominal Thickness  
Driftwood Texture

Packaging:  
24 pcs. per ctn.  
2 sqs. per ctn. (18.6 m<sup>2</sup>)  
Ship. wt: 89 lb (40 kg)

## COLORS

Snow White  
Almond  
Antique Ivory  
Dover Gray  
Linen  
Maize  
Pearl  
Sandalwood  
Sandstone

13820 / RSC 01-6095  
**Double 4-1/2" Dutch Lap**



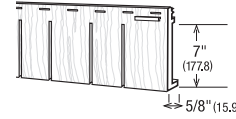
7/16" Butt (11.1)  
2-4.5" Exposure per Panel  
(114.5/229)  
12'1" Lengths (3683)  
.040" Nominal Thickness  
Driftwood Texture

Packaging:  
22 pcs. per ctn.  
2 sqs. per ctn. (18.6 m<sup>2</sup>)  
Ship. wt: 85 lb (39 kg)

Canyon Clay  
Pebble  
Sage  
Wicker

## PRODUCT CODE & DESCRIPTION

13988 / RSC 65-5081  
**Traditional Shake**



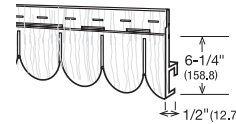
5/8" Butt (15.9)  
7" Single Exposure (177.8)  
6'9" Lengths (2057.4)  
.085" Nominal Thickness  
Natural Cedar Texture  
Polypropylene

Packaging:  
13 pcs. per ctn.  
.5 sq. per ctn. (4.65 m<sup>2</sup>)  
Ship. wt: 40 lb (18.1 kg)

## COLORS\*

Snow White  
Almond  
Antique Ivory  
Dover Gray  
Linen  
Maize  
Pearl  
Sandstone

13992 / RSC 65-5083  
**Scallop**

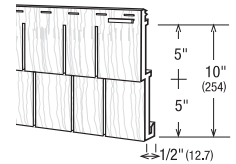


1/2" Butt (12.7)  
6-1/4" Single Exposure (158.8)  
6'4" Lengths (1930.4)  
.085" Nominal Thickness  
Natural Cedar Texture  
Polypropylene

Packaging:  
15 pcs. per ctn.  
.5 sq. per ctn. (4.65 m<sup>2</sup>)  
Ship. wt: 35 lb (15.9 kg)

Canyon Clay  
Pebble  
Sage  
Wicker

13994 / RSC 65-5084  
**Cape Cod Shingle**

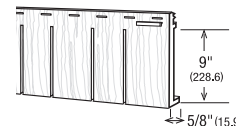


1/2" Butt (12.7)  
2-5" Exposure per Panel (127/254)  
5'5" Lengths (1651)  
.075" Nominal Thickness  
Natural Cedar Texture  
Polypropylene

Packaging:  
11 pcs. per ctn.  
.5 sq. per ctn. (4.65 m<sup>2</sup>)  
Ship. wt: 35 lb (15.9 kg)

Dark Drift  
Harvest Wheat  
Midnight Surf  
Moonlit Moss  
Saddle Brown  
Venetian Red  
Windswept Smoke

13993 / RSC 65-5082  
**Hand-Split Shake**



5/8" Butt (15.9)  
9" Single Exposure (228.6)  
6'4-1/2" Lengths (1943.1)  
.100" Nominal Thickness  
Polypropylene  
Deep Cedargrain Texture  
Staggered Bottom Edge

Packaging:  
11 pcs. per ctn.  
.5 sq. per ctn. (4.65 m<sup>2</sup>)  
Ship. wt: 44 lb (20 kg)

**PRODUCT CODE & DESCRIPTION**

14972 / **RSC** 65-5184  
**Traditional Shake  
 Corner Piece**



15.86" Lengths (402.8)  
 Natural Cedar Texture

Packaging:  
 10 pcs. per ctn.  
 13.2 lineal ft. per ctn. (4 m)  
 Ship. wt: 7 lb (3.2 kg)

**COLORS\***

Snow White  
 Almond  
 Antique Ivory  
 Dover Gray  
 Linen  
 Maize  
 Pearl  
 Sandstone

14974 / **RSC** 65-5185  
**Hand-Split Shake  
 Corner Piece**



20.18" Lengths (512.6)  
 Deep Cedargrain Texture

Packaging:  
 10 pcs. per ctn.  
 16.8 lineal ft. per ctn. (5.1 m)  
 Ship. wt: 10.5 lb (4.8 kg)

Canyon Clay  
 Pebble  
 Sage  
 Wicker

Dark Drift  
 Harvest Wheat  
 Midnight Surf  
 Moonlit Moss  
 Saddle Brown  
 Venetian Red  
 Windswept Smoke

15160 / **RSC** 65-5160  
**Starter Strip\***



10' Lengths (3.1 m)

Packaging:  
 25 pcs. per ctn.  
 250 lineal ft. per ctn. (146.3 m)  
 Ship. wt: 57 lb (25.9 kg)

No Color

\*Aluminum starter strip.

13998 / **RSC** 65-5199  
**AccuClip**



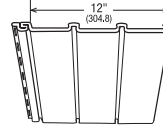
Packaging:  
 25 pcs. per bag  
 4 bags per ctn.

Stainless steel install clip secures top  
 course of shake and scallops.

**SOVEREIGN SELECT® ULTRA-PREMIUM VINYL SOFFIT**

**PRODUCT CODE & DESCRIPTION**

16387 / **RSC** 10-6041  
**12" T-4  
 Solid Soffit/  
 Vertical Siding**



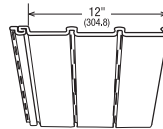
12" Exposure per Panel (304.8)  
 12' Lengths (3658)  
 .044" Nominal Thickness  
 Matte Texture

Packaging :  
 16 pcs. per ctn.  
 1.92 sqs. per ctn. (17.8 m<sup>2</sup>)  
 Ship. wt: 109.2 lb (49.53 kg)

**COLORS**

Snow White  
 Almond  
 Antique Ivory  
 Dover Gray  
 Linen  
 Maize  
 Mist Blue  
 Pearl  
 Sandalwood

16385 / **RSC** 10-6040  
**12" T-4  
 Soffit/Hidden Vent**



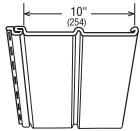
12" Exposure per Panel (304.8)  
 12' Lengths (3658)  
 .044" Nominal Thickness  
 Matte Texture  
 10 sq. inches ventilation  
 per lineal foot

Packaging:  
 16 pcs. per ctn.  
 1.92 sqs. per ctn. (17.8 m<sup>2</sup>)  
 Ship. wt: 109.2 lb (49.53 kg)

Sandstone  
 Canyon Clay  
 Pebble  
 Sage  
 Wicker

**PRODUCT CODE & DESCRIPTION**

16312 / **RSC** 10-6016  
**10" D-5**  
**Solid Soffit/  
 Vertical Siding**



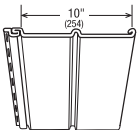
10" Exposure per Panel (254)  
 10' Lengths (3048)  
 .042" Nominal Thickness  
 Light Roughsawn Texture

Packaging:  
 24 pcs. per ctn.  
 2 sqs. per ctn. (18.6 m<sup>2</sup>)  
 Ship. wt: 83 lb (38 kg)

**COLORS**

Snow White  
 \_\_\_\_\_  
 Almond  
 Antique Ivory  
 Dover Gray  
 Linen  
 Maize  
 Mist Blue  
 Pearl  
 Sandalwood

16321 / **RSC** 10-6011  
**10" D-5**  
**Solid Soffit/  
 Vertical Siding**

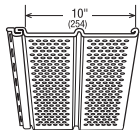


10" Exposure per Panel (254)  
 12' Lengths (3658)  
 .042" Nominal Thickness  
 Light Roughsawn Texture

Packaging:  
 20 pcs. per ctn.  
 2 sqs. per ctn. (18.6 m<sup>2</sup>)  
 Ship. wt: 83 lb (38 kg)

Sandstone  
 \_\_\_\_\_  
 Canyon Clay  
 Pebble  
 Sage  
 Wicker

16320 / **RSC** 10-6010  
**10" D-5**  
**Fully Vented Soffit**

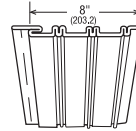


10" Exposure per Panel (254)  
 12' Lengths (3658)  
 .042" Nominal Thickness  
 Light Roughsawn Texture  
 5.3 sq. inches ventilation  
 per lineal foot

Packaging:  
 20 pcs. per ctn.  
 2 sqs. per ctn. (18.6 m<sup>2</sup>)  
 Ship. wt: 83 lb (38 kg)

**PRODUCT CODE & DESCRIPTION**

16345 / **RSC** 10-6023  
**8" Solid Soffit**



8" Exposure per Panel (203.2)  
 12'6" Lengths (3810)  
 .042" Nominal Thickness  
 Matte Texture

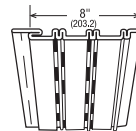
Packaging:  
 12 pcs. per ctn.  
 1 sq. per ctn. (9.29 m<sup>2</sup>)  
 Ship. wt: 59 lb (27 kg)

\*Soffit use only.

**COLORS**

Snow White  
 \_\_\_\_\_  
 Linen  
 Sandalwood  
 \_\_\_\_\_  
 Canyon Clay  
 Pebble  
 Wicker

16346 / **RSC** 10-6022  
**8" Vented Soffit**

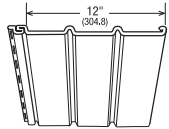


8" Exposure per Panel (203.2)  
 12'6" Lengths (3810)  
 .042" Nominal Thickness  
 Matte Texture  
 2.4 sq. inches ventilation  
 per lineal foot

Packaging:  
 12 pcs. per ctn.  
 1 sq. per ctn. (9.29 m<sup>2</sup>)  
 Ship. wt: 59 lb (27 kg)

**PRODUCT CODE & DESCRIPTION**

**16550 / RSC 10-6031**  
**12" T-4**  
**Solid Soffit/  
 Vertical Siding**



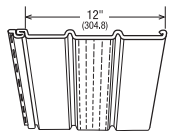
12" Exposure per Panel (304.8)  
 12' Lengths (3658)  
 .040" Nominal Thickness  
 Brushed Texture

Packaging:  
 16 pcs. per ctn.  
 1.92 sqs. per ctn. (17.8 m<sup>2</sup>)  
 Ship. wt: 79 lb (36 kg)

**COLORS**

Snow White  
 Almond  
 Antique Ivory  
 Dover Gray  
 Linen  
 Maize  
 Mist Blue  
 Pearl  
 Sandalwood

**16570 / RSC 10-6032**  
**12" T-4**  
**Center Vented Soffit**

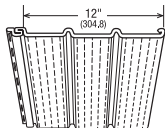


12" Exposure per Panel (304.8)  
 12' Lengths (3658)  
 .040" Nominal Thickness  
 Brushed Texture  
 2.3 sq. inches ventilation  
 per lineal foot

Packaging:  
 16 pcs. per ctn.  
 1.92 sqs. per ctn. (17.8 m<sup>2</sup>)  
 Ship. wt: 79 lb (36 kg)

Sandstone  
 Canyon Clay  
 Pebble  
 Sage  
 Wicker

**16590 / RSC 10-6030**  
**12" T-4**  
**Fully Vented Soffit**



12" Exposure per Panel (304.8)  
 12' Lengths (3658)  
 .040" Nominal Thickness  
 Brushed Texture  
 7.1 sq. inches ventilation  
 per lineal foot

Packaging:  
 16 pcs. per ctn.  
 1.92 sqs. per ctn. (17.8 m<sup>2</sup>)  
 Ship. wt: 79 lb (36 kg)

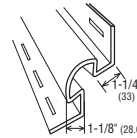
(For Trilogy Siding)

**PRODUCT CODE & DESCRIPTION**

**15522**  
**Inside Corner Post**

10' Lengths (3048)  
 Brushed Texture

See Matrix On  
 Pages 60-61.

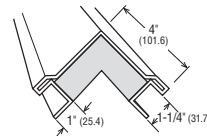


Packaging:  
 10 pcs. per ctn.  
 100 lineal ft. per ctn. (30.5 m)  
 Ship. wt: 33.6 lb (15.3 kg)

**14518**  
**4"**  
**Outside Corner Post  
 with Foam**

4" Face (101.6)  
 10' Lengths (3048)  
 Brushed Texture

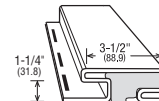
Packaging:  
 10 pcs. per ctn.  
 100 lineal ft. per ctn. (30.5 m)  
 Ship. wt: 48.5 lb (22 kg)



**15003**  
**3-1/2" Window/Door  
 Surround\* with Foam**

3-1/2" Face (88.9)  
 20' Lengths (6096)  
 Brushed Texture

Packaging:  
 10 pcs. per ctn.  
 200 lineal ft. per ctn. (61 m)  
 Ship. wt: 34.4 lb (15.6 kg)

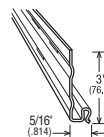


\*Use understill trim (14078) as starter.

**K661945**  
**Easy Start Starter Strip**

12'6" Lengths (3810)

Packaging:  
 24 pcs. per ctn.  
 300 lineal ft. per ctn. (91.5 m)  
 Ship. wt: 32 lb (14.5 kg)



**PRODUCT CODE & DESCRIPTION**

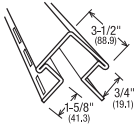
**COLORS**

14515 / **RSC** 10-6114  
**3-1/2"**  
**Outside Corner Post**

3-1/2" Face (88.9)  
 10' Lengths (3048)  
 Brushed Texture

See Matrix On  
 Pages 62-63.

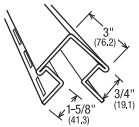
Packaging:  
 10 pcs. per ctn.  
 100 lineal ft. per ctn. (30.5 m)  
 Ship. wt: 41 lb (19 kg)



14525 / **RSC** 10-6113  
**3"**  
**Outside Corner Post**

3" Face (76.2)  
 10' Lengths (3048)  
 Brushed Texture

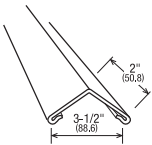
Packaging:  
 10 pcs. per ctn.  
 100 lineal ft. per ctn. (30.5 m)  
 Ship. wt: 38 lb (17 kg)



15030 / **RSC** 10-5750  
**Bay & Bow**  
**Outside Corner Post**

2" Face (50.8)  
 12'6" Lengths (3810)  
 Matte Texture

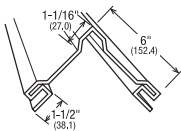
Packaging:  
 10 pcs. per ctn.  
 125 lineal ft. per ctn. (38 m)  
 Ship. wt: 23 lb (10.5 kg)



14981 / **RSC** 10-6116  
**6" Designer**  
**Outside Corner Post**

6" Face (152.4)  
 20' Lengths (6096)  
 Brushed Texture

Packaging:  
 5 pcs. per ctn.  
 100 lineal ft. per ctn. (30.5 m)  
 Ship. wt: 56 lb (25 kg)



**PRODUCT CODE & DESCRIPTION**

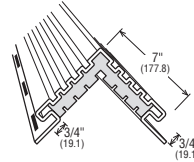
**COLORS**

15026  
**7"**  
**Fluted Corner Post**  
**with Foam Insert**

20' Lengths (6096)  
 Matte Texture

See Matrix On  
 Pages 62-63.

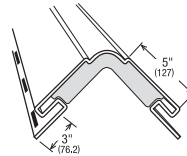
Packaging:  
 5 pcs. per ctn.  
 100 lineal ft. per ctn. (30.5 m)  
 Ship. wt: 87 lb (39.5 kg)



15020 / **RSC** 10-6120  
**Beaded Corner Post**  
**with Foam Insert**

20' Lengths (6096)  
 Matte Texture

Packaging:  
 5 pcs. per ctn.  
 100 lineal ft. per ctn. (30.5 m)  
 Ship. wt: 84 lb (38 kg)

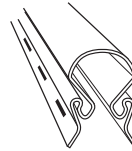


14992  
**Beaded Corner Starter\***

20' Lengths (6096)  
 Matte Texture

Packaging:  
 10 pcs. per ctn.  
 200 lineal ft. per ctn. (61 m)  
 Ship. wt: 47.5 lb (21.5 kg)

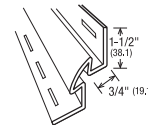
\*Use with 3-1/2" window/door surround (14587) to create 3-piece corner.



14110 / **RSC** 10-6110  
**3/4" Inside Corner Post**

10' Lengths (3048)  
 Brushed Texture

Packaging:  
 10 pcs. per ctn.  
 100 lineal ft. per ctn. (30.5 m)  
 Ship. wt: 27.4 lb (12.4 kg)

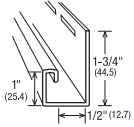


**PRODUCT CODE & DESCRIPTION**

14098 / **RSC** 10-6131  
**1/2" J-Channel**

12' Lengths (3658)  
Brushed Texture

Packaging:  
40 pcs. per ctn.  
480 lineal ft. per ctn. (146.3 m)  
Ship. wt: 44 lb (20 kg)



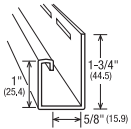
**COLORS**

See Matrix On  
Pages 62-63.

14057 / **RSC** 10-6132  
**5/8" Premium  
J-Channel**

12' Lengths (3658)  
Brushed Texture

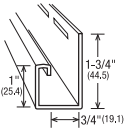
Packaging:  
40 pcs. per ctn.  
480 lineal ft. per ctn. (146.3 m)  
Ship. wt: 46 lb (21 kg)



14095 / **RSC** 10-6133  
**3/4" Premium  
J-Channel**

12' Lengths (3658)  
Brushed Texture

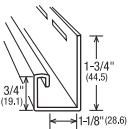
Packaging:  
40 pcs. per ctn.  
480 lineal ft. per ctn. (146.3 m)  
Ship. wt: 49 lb (22 kg)



14092 / **RSC** 10-6134  
**1-1/8" J-Channel**

12' Lengths (3658)  
Brushed Texture

Packaging:  
40 pcs. per ctn.  
480 lineal ft. per ctn. (146.3 m)  
Ship. wt: 50 lb (22.6 kg)

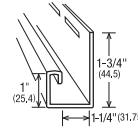


**PRODUCT CODE & DESCRIPTION**

14061 / **RSC** 10-6135  
(Special Order)  
**1-1/4" J-Channel**

12' Lengths (3658)  
Brushed Texture

Packaging:  
36 pcs. per ctn.  
432 lineal ft. per ctn. (131.7 m)  
Ship. wt: 54 lb (24.4 kg)



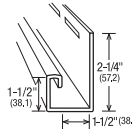
**COLORS**

See Matrix On  
Pages 62-63.

14072 (Special Order)  
**1-1/2" J-Channel**

12' Lengths (3658)  
Brushed Texture

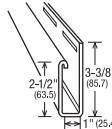
Packaging:  
30 pcs. per ctn.  
360 lineal ft. per ctn. (109.8 m)  
Ship. wt: 56.4 lb (25.6 kg)



14093 / **RSC** 10-6139  
**2-1/2" Wide Face  
J-Channel**

12' Lengths (3658)  
Brushed Texture

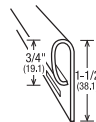
Packaging:  
18 pcs. per ctn.  
216 lineal ft. per ctn. (65.8 m)  
Ship. wt: 47 lb (21 kg)



14078 / **RSC** 10-6151  
**Undersill Trim\***

12' Lengths (3658)  
Brushed Texture

Packaging:  
40 pcs. per ctn.  
480 lineal ft. per ctn. (146.3 m)  
Ship. wt: 37 lb (16.8 kg)



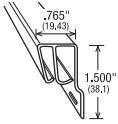
\*Also used as a starter strip for 5" lineal.

**PRODUCT CODE & DESCRIPTION**

14990 / **RSC** 10-6153  
**Double Undersill Trim**

12' Lengths (3658)  
Smooth Texture

Packaging:  
25 pcs. per ctn.  
300 lineal ft. per ctn. (91.5 m)  
Ship. wt: 35 lb (16 kg)



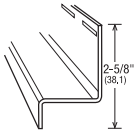
**COLORS**

See Matrix On  
Pages 62-63.

14983 / **RSC** 10-6171  
**Drip Cap**

12' Lengths (3658)  
Brushed Texture

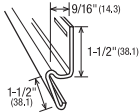
Packaging:  
45 pcs. per ctn.  
540 lineal ft. per ctn. (164.6 m)  
Ship. wt: 71 lb (32.2 kg)



14142 / **RSC** 10-6173  
**Beltline Trim**

12' Lengths (3658)  
Brushed Texture

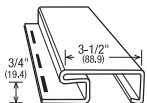
Packaging:  
30 pcs. per ctn.  
360 lineal ft. per ctn. (109.7 m)  
Ship. wt: 39 lb (18 kg)



14587 / **RSC** 10-6187  
**3-1/2" Window/Door Surround\***

3-1/2" Face (88.9)  
20' Lengths (6096)  
Matte Texture

Packaging:  
5 pcs. per ctn.  
100 lineal ft. per ctn. (30.5 m)  
Ship. wt: 30 lb (13.5 kg)



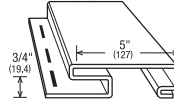
\*Use with surround starter (14989).

**PRODUCT CODE & DESCRIPTION**

15005 / **RSC** 10-6188  
**5" Window/Door Lineal\***

5" Face (127)  
20' Lengths (6096)  
Matte Texture

Packaging:  
10 pcs. per ctn.  
200 lineal ft. per ctn. (61 m)  
Ship. wt: 65 lb (29.5 kg)

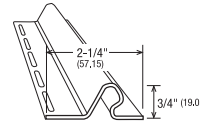


\*Use undersill trim (14078) as starter.

14989 / **RSC** 10-6189  
**Surround Starter**

12' Lengths (3658)

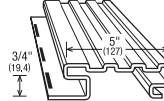
Packaging:  
25 pcs. per ctn.  
300 lineal ft. per ctn. (91.4 m)  
Ship. wt: 33 lb (15 kg)



15010  
**5" Fluted Lineal**

20' Lengths (6096)  
Matte Texture

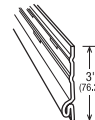
Packaging:  
10 pcs. per ctn.  
200 lineal ft. per ctn. (61 m)  
Ship. wt: 70 lb (32 kg)



14980 / **RSC** 10-6180  
**Starter Strip\***

12' Lengths (3658)

Packaging:  
40 pcs. per ctn.  
480 lineal ft. per ctn. (146.3 m)  
Ship. wt: 58 lb (26 kg)



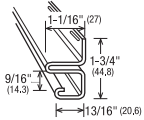
\*For Sovereign Select vinyl siding, use aluminum starter strip (0109025) located on page 41.

**PRODUCT CODE & DESCRIPTION**

**14094 / RSC 10-6084**  
**F-Channel**

12' Lengths (3658)  
Brushed Texture

Packaging:  
24 pcs. per ctn.  
288 lineal ft. per ctn. (87.8 m)  
Ship. wt: 43 lb (19.6 kg)



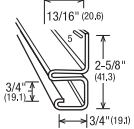
**COLORS**

See Matrix On  
Pages 62-63.

**14086**  
**3/4" F-Channel**

12'6" Lengths (3810)  
Brushed Texture

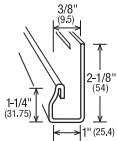
Packaging:  
32 pcs. per ctn.  
400 lineal ft. per ctn. (122 m)  
Ship. wt: 55 lb (25 kg)



**14986 / RSC 10-6186**  
**3/8" Soffit Cove**  
**J-Channel**

12'6" Lengths (3810)  
Matte Texture

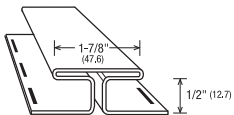
Packaging:  
24 pcs. per ctn.  
300 lineal ft. per ctn. (91.5 m)  
Ship. wt: 39.7 lb (18 kg)



**14099 / RSC 10-6086**  
**Soffit Double Channel**

12' Lengths (3658)  
Brushed Texture

Packaging:  
20 pcs. per ctn.  
240 lineal ft. per ctn. (73.2 m)  
Ship. wt: 48 lb (22 kg)

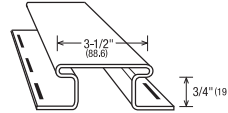


**PRODUCT CODE & DESCRIPTION**

**15035 / RSC 10-5043**  
**3-1/2" H-Trim**

20' Lengths (6096)  
Matte Texture

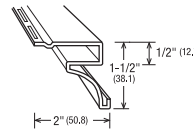
Packaging:  
10 pcs. per ctn.  
200 lineal ft. per ctn. (61 m)  
Ship. wt: 64 lb (29 kg)



**14131 / RSC 10-6081**  
**Soffit Cove Moulding**

12' Lengths (3658)  
Brushed Texture

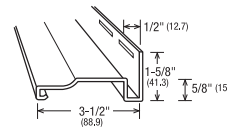
Packaging:  
16 pcs. per ctn.  
192 lineal ft. per ctn. (15.52 m)  
Ship. wt: 30.4 lb (14 kg)



**14982 / RSC 10-6082**  
**Soffit Crown Moulding**

12' Lengths (3658)  
Brushed Texture

Packaging:  
18 pcs. per ctn.  
216 lineal ft. per ctn. (65.9 m)  
Ship. wt: 48 lb (18.2 kg)



**PRODUCT CODE & DESCRIPTION**

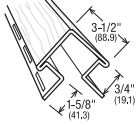
**COLORS**

14516 / **RSC** 10-6165  
**Variegated**  
**3-1/2" Outside**  
**Corner Post**

3-1/2" Face (88.9)  
 10' Lengths (3048)  
 Brushed Texture

See Matrix On  
 Pages 62-63.

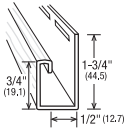
Packaging:  
 10 pcs. per ctn.  
 100 lineal ft. per ctn. (30.5 m)  
 Ship. wt: 44 lb (20 kg)



14521 / **RSC** 10-6161  
**Variegated**  
**1/2" J-Channel**

12' Lengths (3658)  
 Brushed Texture

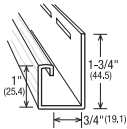
Packaging:  
 40 pcs. per ctn.  
 480 lineal ft. per ctn. (146.3 m)  
 Ship. wt: 45 lb (20.4 kg)



14519 / **RSC** 10-6163  
**Variegated**  
**3/4" J-Channel**

12' Lengths (3658)  
 Brushed Texture

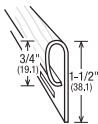
Packaging:  
 40 pcs. per ctn.  
 480 lineal ft. per ctn. (146.3 m)  
 Ship. wt: 49 lb (22 kg)



14522 / **RSC** 10-6168  
**Variegated**  
**Undersill Trim**

12' Lengths (3658)  
 Brushed Texture

Packaging:  
 40 pcs. per ctn.  
 480 lineal ft. per ctn. (146.3 m)  
 Ship. wt: 37 lb (16.8 kg)



**PRODUCT CODE & DESCRIPTION**

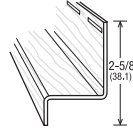
**COLORS**

14520 / **RSC** 10-6169  
**Variegated Drip Cap**

12' Lengths (3658)  
 Brushed Texture

See Matrix On  
 Pages 62-63.

Packaging:  
 45 pcs. per ctn.  
 540 lineal ft. per ctn. (164.6 m)  
 Ship. wt: 55 lb (25 kg)





CEDARWOOD®

ALUMINUM SIDING

ALUMINUM SIDING

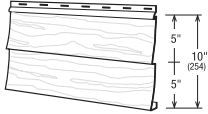
PRODUCT CODE & DESCRIPTION

COLORS

0010008 / RSC 01-3076  
Double 5"

1/2" Butt (12.7)  
2-5" Exposure per Panel (127/254)  
12' Lengths (3658)  
PVDF Finish  
Woodgrain Texture

Aspen Gray  
Chestnut Brown  
Maple Tan  
Tawny Oak



Packaging:  
20 pcs. per ctn.  
2 sqs. per ctn. (18.58 m<sup>2</sup>)  
Ship. wt: 89 lb (40.5 kg)



WOODGRAIN™ SERIES 2000

ALUMINUM SIDING

ALUMINUM SIDING

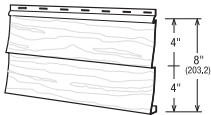
PRODUCT CODE & DESCRIPTION

COLORS

0008201 / RSC 01-3041  
Double 4"

1/2" Butt (12.7)  
2-4" Exposure per Panel  
(101.6/203.2)  
12'6" Lengths (3810)  
Poly Finish  
Woodgrain Texture

Bright White  
Almond  
Antique Ivory  
Canyon Clay  
Dover Gray  
Sandstone  
Wicker



Packaging:  
24 pcs. per ctn.  
2 sqs. per ctn. (18.58 m<sup>2</sup>)  
Ship. wt: 70 lb (31.8 kg)



DELUXE™

ALUMINUM SIDING

ALUMINUM SIDING

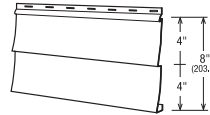
PRODUCT CODE & DESCRIPTION

COLORS

0001012 / RSC 01-3051  
Double 4"

1/2" Butt (12.7)  
2-4" Exposure per Panel  
(101.6/203.2)  
12'6" Lengths (3810)  
Poly Finish  
Smooth Texture

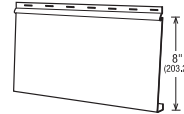
Bright White



Packaging:  
24 pcs. per ctn.  
2 sqs. per ctn. (18.58 m<sup>2</sup>)  
Ship. wt: 73 lb (33.3 kg)

0001011 / RSC 01-3050  
8"

1/2" Butt (12.7)  
8" Exposure per Panel (203.2)  
12'6" Lengths (3810)  
Poly Finish  
Smooth Texture



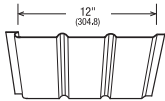
Packaging:  
24 pcs. per ctn.  
2 sqs. per ctn. (18.58 m<sup>2</sup>)  
Ship. wt: 84 lb (38.4 kg)

**PRODUCT CODE & DESCRIPTION**

0520036 / **RSC** 10-3061  
**12" T-4**  
**Solid**

12" Exposure per Panel (304.8)  
 12' Lengths (3658)  
 Poly Finish  
 Smooth Texture

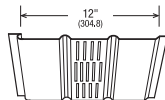
Packaging:  
 16 pcs. per ctn.  
 1.92 sqs. per ctn. (17.8 m<sup>2</sup>)  
 Ship. wt: 56 lb (25.5 kg)



0516036 / **RSC** 10-3062  
**12" T-4**  
**Center Vented**

12" Exposure per Panel (304.8)  
 12' Lengths (3658)  
 Poly Finish  
 Smooth Texture  
 3.9 sq. inches ventilation  
 per lineal foot

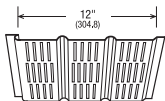
Packaging:  
 16 pcs. per ctn.  
 1.92 sqs. per ctn. (17.8 m<sup>2</sup>)  
 Ship. wt: 56 lb (25.5 kg)



0515036 / **RSC** 10-3060  
**12" T-4**  
**Fully Vented**

12" Exposure per Panel (304.8)  
 12' Lengths (3658)  
 Poly Finish  
 Smooth Texture  
 11.6 sq. inches ventilation  
 per lineal foot

Packaging:  
 16 pcs. per ctn.  
 1.92 sqs. per ctn. (17.8 m<sup>2</sup>)  
 Ship. wt: 56 lb (25.5 kg)



**COLORS**

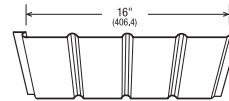
- Bright White
- Almond
- Antique Ivory
- Black
- Bronze
- Brownstone
- Canyon Clay
- Classic Brown
- Dover Gray
- Grecian Green
- Linen
- London Brown
- Musket Brown
- Norwood
- Pebble
- Royal Brown
- Sage
- Sandstone
- Terratone
- Thistle
- Venetian Red
- White
- Wicker

**PRODUCT CODE & DESCRIPTION**

0540663 / **RSC** 10-3091  
**16" Quad-4**  
**Solid**

16" Exposure per Panel (406.4)  
 12' Lengths (3658)  
 Poly Finish  
 Smooth Texture

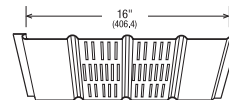
Packaging:  
 12 pcs. per ctn.  
 1.92 sqs. per ctn. (17.8 m<sup>2</sup>)  
 Ship. wt: 54 lb (24.5 kg)



0540661 / **RSC** 10-3092  
**16" Quad-4**  
**Center Vented**

16" Exposure per Panel (406.4)  
 12' Lengths (3658)  
 Poly Finish  
 Smooth Texture  
 7.8 sq. inches ventilation  
 per lineal foot

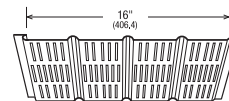
Packaging:  
 12 pcs. per ctn.  
 1.92 sqs. per ctn. (17.8 m<sup>2</sup>)  
 Ship. wt: 54 lb (24.5 kg)



0540665 / **RSC** 10-3090  
**16" Quad-4**  
**Fully Vented**

16" Exposure per Panel (406.4)  
 12' Lengths (3658)  
 Poly Finish  
 Smooth Texture  
 15.5 sq. inches ventilation  
 per lineal foot

Packaging:  
 12 pcs. per ctn.  
 1.92 sqs. per ctn. (17.8 m<sup>2</sup>)  
 Ship. wt: 54 lb (24.5 kg)



**COLORS**

- Bright White
- Almond
- Antique Ivory
- Brownstone
- Canyon Clay
- Charcoal
- Classic Brown
- Dover Gray
- Grecian Green
- Linen
- London Brown
- Musket Brown
- Norwood
- Pebble
- Royal Brown
- Sage
- Sandstone
- Terratone
- Thistle
- Venetian Red
- White
- Wicker

**PRODUCT CODE & DESCRIPTION**

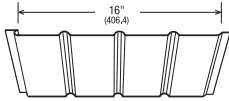
**COLORS**

0522015 / **RSC** 10-3096  
**16" Quad-4**  
**Solid**

16" Exposure per Panel (406.4)  
 12' Lengths (3658)  
 PVC Finish  
 Striated Texture

Bright White

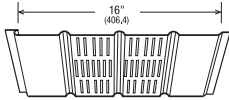
Packaging:  
 12 pcs. per ctn.  
 1.92 sqs. per ctn. (17.8 m<sup>2</sup>)  
 Ship. wt: 59 lb (26 kg)



0517015 / **RSC** 10-3097  
**16" Quad-4**  
**Center Vented**

16" Exposure per Panel (406.4)  
 12' Lengths (3658)  
 PVC Finish  
 Striated Texture  
 7.8 sq. inches ventilation  
 per lineal foot

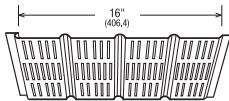
Packaging:  
 12 pcs. per ctn.  
 1.92 sqs. per ctn. (17.8 m<sup>2</sup>)  
 Ship. wt: 59 lbs (26 kg)



0518015 / **RSC** 10-3095  
**16" Quad-4**  
**Fully Vented**

16" Exposure per Panel (406.4)  
 12' Lengths (3658)  
 PVC Finish  
 Striated Texture  
 15.5 sq. inches ventilation  
 per lineal foot

Packaging:  
 12 pcs. per ctn.  
 1.92 sqs. per ctn. (17.8 m<sup>2</sup>)  
 Ship. wt: 59 lb (26 kg)



**PRODUCT CODE & DESCRIPTION**

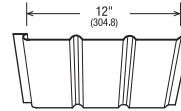
**COLORS**

0520130 / **RSC** 10-3056  
**12" T-4**  
**Solid**

12" Exposure per Panel (304.8)  
 12' Lengths (3658)  
 Poly Finish  
 Smooth Texture

Bright White

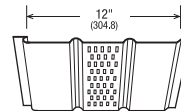
Packaging:  
 16 pcs. per ctn.  
 1.92 sqs. per ctn. (17.8 m<sup>2</sup>)  
 Ship. wt: 44 lb (20 kg)



0516130 / **RSC** 10-3057  
**12" T-4**  
**Center Vented**

12" Exposure per Panel (304.8)  
 12' Lengths (3658)  
 Poly Finish  
 Smooth Texture  
 3.9 sq. inches ventilation  
 per lineal foot

Packaging:  
 16 pcs. per ctn.  
 1.92 sqs. per ctn. (17.8 m<sup>2</sup>)  
 Ship. wt: 44 lb (20 kg)



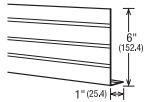
## DELUXE™ ALUMINUM FASCIA

### PRODUCT CODE & DESCRIPTION

0525006 / **RSC** 10-3106  
6" Fascia

12'6" Lengths (3810)  
Poly Finish  
Smooth Texture

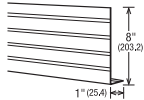
Packaging:  
24 pcs. per ctn.  
300 lineal ft. per ctn. (91.5 m)  
Ship. wt: 64 lb (29.1 kg)



0525008 / **RSC** 10-3108  
8" Fascia

12'6" Lengths (3810)  
Poly Finish  
Smooth Texture

Packaging:  
24 pcs. per ctn.  
300 lineal ft. per ctn. (91.5 m)  
Ship. wt: 80 lb (36.4 kg)



### COLORS

Bright White  
Almond  
Antique Ivory  
Black  
Bronze  
Brownstone  
Canyon Clay  
Charcoal  
Classic Brown  
Dover Gray  
Grecian Green  
Linen  
London Brown  
Musket Brown  
Norwood  
Pebble  
Royal Brown  
Sage  
Sandstone  
Terratone  
Thistle  
Venetian Red  
White  
Wicker

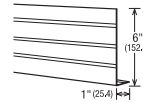
## VALUGARD™ ALUMINUM FASCIA

### PRODUCT CODE & DESCRIPTION

0525016 / **RSC** 10-3107  
6" Fascia

12'6" Lengths (3810)  
Poly Finish  
Smooth Texture

Packaging:  
24 pcs. per ctn.  
300 lineal ft. per ctn. (91.5 m)  
Ship. wt: 48 lb (21.8 kg)



### COLORS

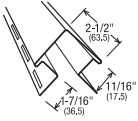
Bright White

**PRODUCT CODE & DESCRIPTION**

0103501 / **RSC** 10-3255  
**Deluxe™**  
**Outside Corner Post**

2-1/2" Face (63.5)  
 10' Lengths (3048)  
 Poly Finish  
 Smooth Texture

Packaging:  
 10 pcs. per ctn.  
 100 lineal ft. per ctn. (30.5 m)  
 Ship. wt: 35 lb (15.9 kg)



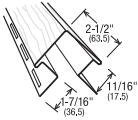
**COLORS**

See Matrix On  
 Pages 66-67.

0103508 / **RSC** 10-3245  
**Woodgrain™**  
**Outside Corner Post**

2-1/2" Face (63.5)  
 10' Lengths (3048)  
 Poly Finish  
 Woodgrain Texture

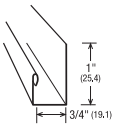
Packaging:  
 10 pcs. per ctn.  
 100 lineal ft. per ctn. (30.5 m)  
 Ship. wt: 35 lb (15.9 kg)



0104209 / **RSC** 10-3263  
**3/4" J-Channel**

12' Lengths (3658)  
 Poly Finish  
 Smooth Texture

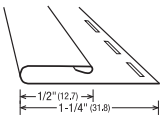
Packaging:  
 40 pcs. per ctn.  
 480 lineal ft. per ctn. (146.3 m)  
 Ship. wt: 29 lb (13 kg)



0108609 / **RSC** 10-3267  
**Snap-Lock**  
**Finish Trim**

12' Lengths (3658)  
 Poly Finish  
 Smooth Texture

Packaging:  
 40 pcs. per ctn.  
 480 lineal ft. per ctn. (146.3 m)  
 Ship. wt: 25 lb (11.4 kg)



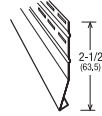
**PRODUCT CODE & DESCRIPTION**

0109025 / **RSC** 10-3299  
**2-1/2" Starter Strip**

10' Lengths (3048)

See Matrix On  
 Pages 66-67.

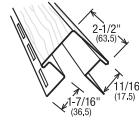
Packaging:  
 50 pcs. per ctn.  
 500 lineal ft. per ctn. (152.4 m)  
 Ship. wt: 50 lb (22.7 kg)



0103510 / **RSC** 10-3275  
**Cedarwood®**  
**Outside Corner Post**

2-1/2" Face (63.5)  
 10' Lengths (3048)  
 PVDF Finish  
 Woodgrain Texture

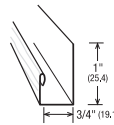
Packaging:  
 10 pcs. per ctn.  
 100 lineal ft. per ctn. (30.5 m)  
 Ship. wt: 35 lb (15.9 kg)



0104219 / **RSC** 10-3273  
**Cedarwood®**  
**3/4" J-Channel**

12' Lengths (3658)  
 PVDF Finish  
 Smooth Texture

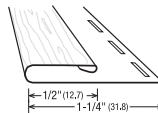
Packaging:  
 40 pcs. per ctn.  
 480 lineal ft. per ctn. (146.3 m)  
 Ship. wt: 29 lb (13.2 kg)



0108619 / **RSC** 10-8619  
**Cedarwood®**  
**Snap-Lock Finish Trim**

12' Lengths (3658)  
 PVDF Finish  
 Smooth Texture

Packaging:  
 40 pcs. per ctn.  
 480 lineal ft. per ctn. (146.3 m)  
 Ship. wt: 25 lb (11.4 kg)



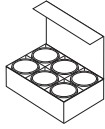
**PRODUCT CODE & DESCRIPTION**

0199033  
**Cedarwood®  
 Touch-Up Paint**

Packaging:  
 6 pcs. per ctn.  
 Ship. wt: 1 lb (0.5 kg)

**COLORS**

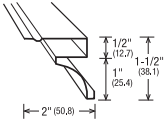
See Matrix On  
 Pages 66-67.



0530001 / **RSC** 10-3121  
**Cedarwood®  
 Cove Moulding**

12'6" Lengths (3810)  
 Poly Finish  
 Smooth Texture

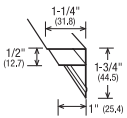
Packaging:  
 24 pcs. per ctn.  
 300 lineal ft. per ctn. (91.5 m)  
 Ship. wt: 35 lb (16 kg)



0530002 / **RSC** 10-3126  
**Reverse Frieze  
 Moulding**

12'6" Lengths (3810)  
 Poly Finish  
 Smooth Texture

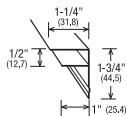
Packaging:  
 24 pcs. per ctn.  
 300 lineal ft. per ctn. (91.5 m)  
 Ship. wt: 39.5 lb (18 kg)



0531002 / **RSC** 10-3130  
**Reverse Frieze  
 Moulding**

12'6" Lengths (3810)  
 PVC Finish  
 Striated Texture

Packaging:  
 24 pcs. per ctn.  
 300 lineal ft. per ctn. (91.5 m)  
 Ship. wt: 41.5 lb (18.8 kg)



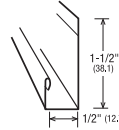
**PRODUCT CODE & DESCRIPTION**

0530008 / **RSC** 10-3127  
**1/2" Soffit J-Channel**

12'6" Lengths (3810)  
 Poly Finish  
 Smooth Texture

See Matrix On  
 Pages 66-67.

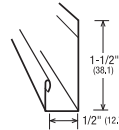
Packaging:  
 40 pcs. per ctn.  
 500 lineal ft. per ctn. (152.4 m)  
 Ship. wt: 34.6 lb (16 kg)



0531008 / **RSC** 10-3128  
**1/2" Soffit J-Channel**

12'6" Lengths (3810)  
 PVC Finish  
 Striated Texture

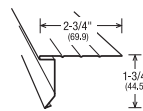
Packaging:  
 40 pcs. per ctn.  
 500 lineal ft. per ctn. (152.4 m)  
 Ship. wt: 37 lb (16.8 kg)



0530015 / **RSC** 10-3125  
**Drip Edge Style D**

10' Lengths (3048)  
 Poly Finish  
 Smooth Texture

Packaging:  
 25 pcs. per ctn.  
 250 lineal ft. per ctn. (76.2 m)  
 Ship. wt: 29.2 lb (13 kg)

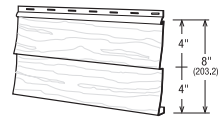


## PRODUCT CODE & DESCRIPTION

1716002 / **RSC** 01-7501  
**Double 4"**

1/2" Butt (12.7)  
2-4" Exposure per Panel  
(101.6/203.2)  
12'6" Lengths (3810)  
PVC Finish  
Woodgrain Texture

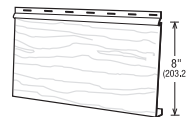
Packaging:  
12 pcs. per ctn.  
1 sq. per ctn. (9.29 m<sup>2</sup>)  
Ship. wt: 95 lb (43 kg)



1716001 / **RSC** 01-7500  
**8"**

1/2" Butt (12.7)  
8" Exposure per Panel (203.2)  
12'6" Lengths (3810)  
PVC Finish  
Woodgrain Texture

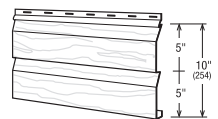
Packaging:  
12 pcs. per ctn.  
1 sq. per ctn. (9.29 m<sup>2</sup>)  
Ship. wt: 91 lb (41 kg)



1719010 / **RSC** 01-7747  
**Universal™**  
**Double 5"**  
**Dutch Lap**

1/2" Butt (12.7)  
2-5" Exposure per Panel (127/254)  
12' Lengths (3658)  
PVC Finish  
Woodgrain Texture

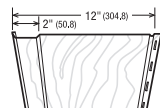
Packaging:  
10 pcs. per ctn.  
1 sq. per ctn. (9.29 m<sup>2</sup>)  
Ship. wt: 91 lb (41 kg)



1719006 / **RSC** 01-7312  
**Universal™**  
**12" Vertical**  
**Board & Batten**

5/8" Batten Height (15.9)  
2" Batten Width (50.8)  
12" Exposure per Panel (304.8)  
10' Lengths (3048)  
PVC Finish  
Medium Woodgrain Texture

Packaging:  
10 pcs. per ctn.  
1 sq. per ctn. (9.29 m<sup>2</sup>)  
Ship. wt: 85 lb (39 kg)

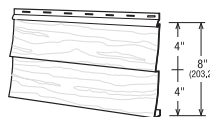


## PRODUCT CODE & DESCRIPTION

1718002  
**Double 4"**

1/2" Butt (12.7)  
2-4" Exposure per Panel  
(101.6/203.2)  
12'6" Lengths (3810)  
PVDF Finish  
Woodgrain Texture

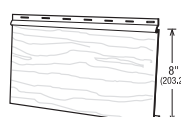
Packaging:  
12 pcs. per ctn.  
1 sq. per ctn. (9.29 m<sup>2</sup>)  
Ship. wt: 95 lb (43 kg)



1718001  
**8"**

1/2" Butt (12.7)  
8" Exposure per Panel (203.2)  
12'6" Lengths (3810)  
PVDF Finish  
Woodgrain Texture

Packaging:  
12 pcs. per ctn.  
1 sq. per ctn. (9.29 m<sup>2</sup>)  
Ship. wt: 91 lb (41 kg)

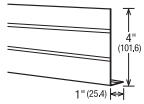


**PRODUCT CODE & DESCRIPTION**

1855104 / **RSC** 10-7346  
**4" Steel Fascia**

10' Lengths (3048)  
 PVC Finish  
 Woodgrain Texture

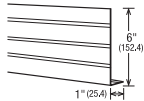
Packaging:  
 12 pcs. per ctn.  
 120 lineal ft. per ctn. (36.6 m)  
 Ship. wt: 39 lb (18 kg)



1855106 / **RSC** 10-7347  
**6" Steel Fascia**

10' Lengths (3048)  
 PVC Finish  
 Woodgrain Texture

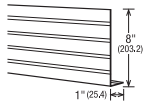
Packaging:  
 12 pcs. per ctn.  
 120 lineal ft. per ctn. (36.6 m)  
 Ship. wt: 51 lb (23 kg)



1855108 / **RSC** 10-7348  
**8" Steel Fascia**

10' Lengths (3048)  
 PVC Finish  
 Woodgrain Texture

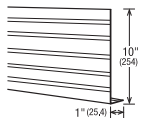
Packaging:  
 12 pcs. per ctn.  
 120 lineal ft. per ctn. (36.6 m)  
 Ship. wt: 64 lb (29 kg)



1855110 / **RSC** 10-7349  
**10" Steel Fascia**

10' Lengths (3048)  
 PVC Finish  
 Woodgrain Texture

Packaging:  
 12 pcs. per ctn.  
 120 lineal ft. per ctn. (36.6 m)  
 Ship. wt: 77 lb (35 kg)

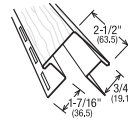


**PRODUCT CODE & DESCRIPTION**

1813526 / **RSC** 10-7335  
**3/4" Outside  
 Corner Post**

2-1/2" Face (63.5)  
 10' Lengths (3048)  
 PVC Finish  
 Woodgrain Texture

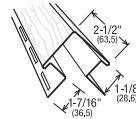
Packaging:  
 10 pcs. per ctn.  
 100 lineal ft. per ctn. (30.5 m)  
 Ship. wt: 62 lb (28 kg)



1813026 / **RSC** 10-7336  
**1-1/8" Outside  
 Corner Post**

2-1/2" Face (63.5)  
 10' Lengths (3048)  
 PVC Finish  
 Woodgrain Texture

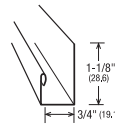
Packaging:  
 10 pcs. per ctn.  
 100 lineal ft. per ctn. (30.5 m)  
 Ship. wt: 64 lb (29 kg)



1814206 / **RSC** 10-7311  
**3/4" J-Channel**

12'6" Lengths (3810)  
 PVC Finish  
 Striated Texture

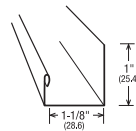
Packaging:  
 24 pcs. per ctn.  
 300 lineal ft. per ctn. (91.5 m)  
 Ship. wt: 48 lb (22 kg)



1814106 / **RSC** 10-7312  
**1-1/8" J-Channel**

12'6" Lengths (3810)  
 PVC Finish  
 Striated Texture

Packaging:  
 24 pcs. per ctn.  
 300 lineal ft. per ctn. (91.5 m)  
 Ship. wt: 54 lb (25 kg)



**PRODUCT CODE & DESCRIPTION**

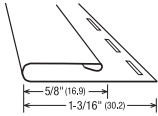
**COLORS**

1815011 / **RSC** 10-7340  
**Snap-Lock Finish Trim**

12'6" Lengths (3810)  
PVC Finish  
Striated Texture

See Matrix On  
Pages 70-71.

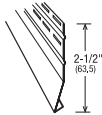
Packaging:  
24 pcs. per ctn.  
300 lineal ft. per ctn. (91.5 m)  
Ship. wt: 35 lb (16 kg)



1829020 / **RSC** 10-7361  
**2-1/2" Starter Strip**

10' Lengths (3048)

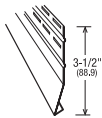
Packaging:  
26 pcs. per ctn.  
260 lineal ft. per ctn. (79.3 m)  
Ship. wt: 48 lb (22 kg)



1829025 / **RSC** 10-7366  
**3-1/2" Starter Strip**

10' Lengths (3048)

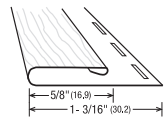
Packaging:  
26 pcs. per ctn.  
260 lineal ft. per ctn. (79.3 m)  
Ship. wt: 61 lb (28 kg)



1815061  
**Cedarwood® Snap-Lock  
Finish Trim**

12'6" Lengths (3810)  
PVDF Finish  
Smooth Texture

Packaging:  
24 pcs. per ctn.  
300 lineal ft. per ctn. (91.5 m)  
Ship. wt: 35 lb (16 kg)



**PRODUCT CODE & DESCRIPTION**

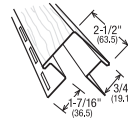
**COLORS**

1813518  
**Cedarwood®  
3/4" Outside  
Corner Post**

2-1/2" Face (63.5)  
10' Lengths (3048)  
PVDF Finish  
Woodgrain Texture

See Matrix On  
Pages 70-71.

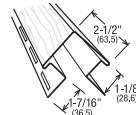
Packaging:  
10 pcs. per ctn.  
100 lineal ft. per ctn. (30.5 m)  
Ship. wt: 62 lb (28 kg)



1813018  
**Cedarwood®  
1-1/8" Outside  
Corner Post**

2-1/2" Face (63.5)  
10' Lengths (3048)  
PVDF Finish  
Woodgrain Texture

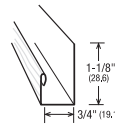
Packaging:  
10 pcs. per ctn.  
100 lineal ft. per ctn. (30.5 m)  
Ship. wt: 64 lb (29 kg)



1814218  
**Cedarwood®  
3/4" J-Channel**

12'6" Lengths (3810)  
PVDF Finish  
Smooth Texture

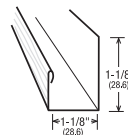
Packaging:  
24 pcs. per ctn.  
300 lineal ft. per ctn. (91.5 m)  
Ship. wt: 48 lb (22 kg)



1814118  
**Cedarwood®  
1-1/8" J-Channel**

12'6" Lengths (3810)  
PVDF Finish  
Smooth Texture

Packaging:  
24 pcs. per ctn.  
300 lineal ft. per ctn. (91.5 m)  
Ship. wt: 54 lb (25 kg)



**PRODUCT CODE & DESCRIPTION**

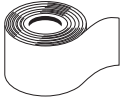
**COLORS**

0710117 / **RSC** 10-3930  
**24" MarrFree™**

50' Lengths (15.24 m)  
MarrFree Finish

See Matrix On  
Pages 72-73.

Packaging:  
1 pc. per ctn.  
Ship. wt: 28.1 lb (13 kg)



0737407 / **RSC** 10-3934  
**24" LoMar Heavy-Duty  
Bright White Over  
Bright White**

50' Lengths (15.24 m)  
LoMar Finish

Packaging:  
1 pc. per ctn.  
Ship. wt: 33.8 lb (15 kg)



0737107 / **RSC** 10-3924  
**24" LoMar  
Color Over Bright White**

50' Lengths (15.24 m)  
LoMar Finish

Packaging:  
1 pc. per ctn.  
Ship. wt: 27.3 lb (12 kg)



0735007 / **RSC** 10-3924  
**24" LoMar  
White Over White**

50' Lengths (15.24 m)  
LoMar Finish

Packaging:  
1 pc. per ctn.  
Ship. wt: 27.3 lb (12 kg)



**PRODUCT CODE & DESCRIPTION**

**COLORS**

0736007 / **RSC** 10-3924  
**24" LoMar  
Polar White Over  
Polar White**

50' Lengths (15.24 m)  
LoMar Finish

See Matrix On  
Pages 72-73.

Packaging:  
1 pc. per ctn.  
Ship. wt: 27.3 lb (12 kg)



0714007 / **RSC** 10-3970  
**24" Cedarwood®  
Over Solid Color**

50' Lengths (15.24 m)  
PVDF Finish

Packaging:  
1 pc. per ctn.  
Ship. wt: 26 lb (12 kg)



0710007 / **RSC** 10-3926  
**24" PVC Coated Color,  
1 Side**

50' Lengths (15.24 m)  
PVC Finish

Packaging:  
1 pc. per ctn.  
Ship. wt: 27.7 lb (13 kg)



## TRIM COIL | ALUMINUM – VALUGARD

### PRODUCT CODE & DESCRIPTION

0739010 / **RSC** 10-3944  
**24" ValuGard™**  
**Bright White Over**  
**Bright White**

50' Lengths (15.24 m)  
Poly Finish

Packaging:  
1 pc. per ctn.  
Ship. wt: 23 lb (10.4 kg)

### COLORS

See Matrix On  
Pages 72-73.



0710010 / **RSC** 10-3946  
**24" ValuGard™**  
**Bright White, 1 Side**

50' Lengths (15.24 m)  
PVC Finish

Packaging:  
1 pc. per ctn.  
Ship. wt: 26 lb (11.8 kg)



## TRIM COIL | STEEL

### PRODUCT CODE & DESCRIPTION

1870007 / **RSC** 10-7350  
**22.3" PVC**  
**Color, 1 Side**

50' Lengths (15.24 m)  
PVC Finish

Packaging:  
1 pc. per ctn.  
Ship. wt: 63 lb (28.6 kg)

### COLORS

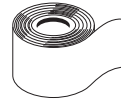
See Matrix On  
Pages 72-73.



1871011  
**20" Cedarwood®**  
**Color, 1 Side**

50' Lengths (15.24 m)  
PVDF Finish

Packaging:  
1 pc. per ctn.  
Ship. wt: 56 lb (25 kg)



## GUTTER COIL | ALUMINUM

### PRODUCT CODE & DESCRIPTION

0200015 / **RSC** 72-1030  
**Gutter Coil**  
.027" x 11.75"

Poly Finish

Packaging:  
2 rolls per skid  
350/700 lb per skid  
Ship. wt: 700 lb (317.5 kg)

### COLORS

See Matrix On  
Pages 76-77.



0200020 / **RSC** 72-1037  
**Gutter Coil**  
.027" x 11.875"

Poly Finish

Packaging:  
2 rolls per skid  
350/700 lb per skid  
Ship. wt: 700 lb (317.5 kg)



0220012 / **RSC** 72-1037  
**Gutter Coil**  
.027" x 11.875"

Poly Finish

Packaging:  
2 rolls per skid  
200/400 lb per skid  
Ship. wt: 400 lb (181.4 kg)



### PRODUCT CODE & DESCRIPTION

0200035 / **RSC** 72-1031  
**Gutter Coil**  
.032" x 11.75"

Poly Finish

Packaging:  
2 rolls per skid  
350/700 lb per skid  
Ship. wt: 700 lb (317.5 kg)

### COLORS

See Matrix On  
Pages 76-77.



0200040 / **RSC** 72-1033  
**Gutter Coil**  
.032" x 11.875"

Poly Finish

Packaging:  
2 rolls per skid  
350/700 lb per skid  
Ship. wt: 700 lb (317.5 kg)



0220022 / **RSC** 72-1033  
**Gutter Coil**  
.032" x 11.875"

Poly Finish

Packaging:  
2 rolls per skid  
200/400 lb per skid  
Ship. wt: 400 lb (181.4 kg)



# VINYL SIDING | COLOR MATRIX

	751 Snow White	01	004 Almond	54	007 Antique Ivory	40	150 Dover Gray	11	449 Linen	L5	479 Maize	A7	505 Mist Blue	A5	618 Pearl	A8	725 Sandalwood	A2	724 Sandstone	64	088 Canyon Clay	D3	307 Pebble	52	624 Sage	2S	
<b>Sovereign Select Trilogy</b>																											
Double 5" Dutch Lap	●	●	●	●	●	●	●	●	●	●	●	●	●	●	●	●	●	●	●	●	●	●	●	●	●	●	●
Double 6"	●	●	●	●	●	●	●	●	●	●	●	●	●	●	●	●	●	●	●	●	●	●	●	●	●	●	●
<b>Sovereign Select</b>																											
Double 4", 5"	●	●	●	●	●	●	●	●	●	●	●	●	●	●	●	●	●	●	●	●	●	●	●	●	●	●	●
Double 4-1/2" Dutch Lap	●	●	●	●	●	●	●	●	●	●	●	●	●	●	●	●	●	●	●	●	●	●	●	●	●	●	●
Double 5" Dutch Lap	●	●	●	●	●	●	●	●	●	●	●	●	●	●	●	●	●	●	●	●	●	●	●	●	●	●	●
7" Board & Batten	●	●	●	●	●	●	●	●	●	●	●	●	●	●	●	●	●	●	●	●	●	●	●	●	●	●	●
<b>Sovereign Select Variegated</b>																											
Double 4", 5"																											
Double 5" Dutch Lap																											
7" Board & Batten																											
<b>Sovereign Extended Length</b>																											
Double 4"	●	●	●	●	●	●	●	●	●	●	●	●	●	●	●	●	●	●	●	●	●	●	●	●	●	●	●
Double 5" Dutch Lap	●	●	●	●	●	●	●	●	●	●	●	●	●	●	●	●	●	●	●	●	●	●	●	●	●	●	●
<b>Berkshire Classic</b>																											
Double 4", 5"	●	●	●	●	●	●	●	●	●	●	●	●	●	●	●	●	●	●	●	●	●	●	●	●	●	●	●
Double 4" Dutch Lap	●	●	●	●	●	●	●	●	●	●	●	●	●	●	●	●	●	●	●	●	●	●	●	●	●	●	●
Double 5" Dutch Lap	●	●	●	●	●	●	●	●	●	●	●	●	●	●	●	●	●	●	●	●	●	●	●	●	●	●	●
8"	●																										
<b>Berkshire Beaded</b>																											
6-1/2" Beaded	●	●	●	●	●	●	●	●	●	●	●	●	●	●	●	●	●	●	●	●	●	●	●	●	●	●	●
<b>Centennial Beaded</b>																											
6-1/2" Beaded	●	●	●	●	●	●	●	●	●	●	●	●	●	●	●	●	●	●	●	●	●	●	●	●	●	●	●
<b>Amherst</b>																											
Double 4", 5"	●	●	●	●	●	●	●	●	●	●	●	●	●	●	●	●	●	●	●	●	●	●	●	●	●	●	●
Double 4" Dutch Lap	●	●	●	●	●	●	●	●	●	●	●	●	●	●	●	●	●	●	●	●	●	●	●	●	●	●	●
Double 5" Dutch Lap	●	●	●	●	●	●	●	●	●	●	●	●	●	●	●	●	●	●	●	●	●	●	●	●	●	●	●
Triple 3" (Somerville III)	●	●	●	●	●	●	●	●	●	●	●	●	●	●	●	●	●	●	●	●	●	●	●	●	●	●	●
<b>Driftwood</b>																											
Double 4"	●	●	●	●	●	●	●	●	●	●	●	●	●	●	●	●	●	●	●	●	●	●	●	●	●	●	●
Double 4-1/2" Dutch Lap	●	●	●	●	●	●	●	●	●	●	●	●	●	●	●	●	●	●	●	●	●	●	●	●	●	●	●

	Designer Colors												Variegated Colors																
	G2	W5	53	C9	O7	M1	3T	3R	10	2R	36	E7	2T	F9	T5														
631 Storm	●																												
840 Wicker	●	●	●	●	●	●	●	●	●	●	●	●	●	●	●	●	●	●	●	●	●	●	●	●	●	●	●	●	●
665 Dark Drift	●	●	●	●	●	●	●	●	●	●	●	●	●	●	●	●	●	●	●	●	●	●	●	●	●	●	●	●	●
660 Harvest Wheat	●	●	●	●	●	●	●	●	●	●	●	●	●	●	●	●	●	●	●	●	●	●	●	●	●	●	●	●	●
652 Midnight Surf	●	●	●	●	●	●	●	●	●	●	●	●	●	●	●	●	●	●	●	●	●	●	●	●	●	●	●	●	●
653 Moonlit Moss	●	●	●	●	●	●	●	●	●	●	●	●	●	●	●	●	●	●	●	●	●	●	●	●	●	●	●	●	●
666 Saddle Brown	●	●	●	●	●	●	●	●	●	●	●	●	●	●	●	●	●	●	●	●	●	●	●	●	●	●	●	●	●
120 Venetian Red	●	●	●	●	●	●	●	●	●	●	●	●	●	●	●	●	●	●	●	●	●	●	●	●	●	●	●	●	●
651 W. Smoke	●	●	●	●	●	●	●	●	●	●	●	●	●	●	●	●	●	●	●	●	●	●	●	●	●	●	●	●	●
646 Aspen										●	●	●	●	●	●	●	●	●	●	●	●	●	●	●	●	●	●	●	●
648 Chestnut										●	●	●	●	●	●	●	●	●	●	●	●	●	●	●	●	●	●	●	●
644 Earthen										●	●	●	●	●	●	●	●	●	●	●	●	●	●	●	●	●	●	●	●
649 Maple										●	●	●	●	●	●	●	●	●	●	●	●	●	●	●	●	●	●	●	●
645 Rainforest										●	●	●	●	●	●	●	●	●	●	●	●	●	●	●	●	●	●	●	●
647 Willow										●	●	●	●	●	●	●	●	●	●	●	●	●	●	●	●	●	●	●	●

## SHAKES & SCALLOPS VINYL SOFFIT

	751 Snow White	01	004 Almond	54	007 Antique Ivory	X3	150 Dover Gray	11	449 Linen	L5	479 Maize	A7	505 Mist Blue	A5	618 Pearl	A8	725 Sandalwood	A2	724 Sandstone	G4	088 Canyon Clay	D3	307 Pebble	52
<b>Harbor Pointe Single Select*</b>																								
Traditional Shake	●		●		●		●		●		●		●		●		●		●		●		●	
Scallop	●		●		●		●		●		●		●		●		●		●		●		●	
Cape Cod Shingle	●		●		●		●		●		●		●		●		●		●		●		●	
Hand-Split Shake	●		●		●		●		●		●		●		●		●		●		●		●	
Traditional Shake Corner Piece	●		●		●		●		●		●		●		●		●		●		●		●	
Hand-Split Shake Corner Piece	●		●		●		●		●		●		●		●		●		●		●		●	
Starter Strip																								
AccuClip																								

	751 Snow White	01	004 Almond	54	007 Antique Ivory	X3	150 Dover Gray	11	449 Linen	L5	479 Maize	A7	505 Mist Blue	A5	618 Pearl	A8	725 Sandalwood	A2	724 Sandstone	G4	088 Canyon Clay	D3	307 Pebble	52
<b>Soffit &amp; Vertical Siding</b>																								
Sovereign Select Ultra-Premium 12"	●		●		●		●		●		●		●		●		●		●		●		●	
Oxford Premium 10"	●		●		●		●		●		●		●		●		●		●		●		●	
Beaded Premium 8"	●		●		●		●		●		●		●		●		●		●		●		●	
Fairweather 12"	●		●		●		●		●		●		●		●		●		●		●		●	

## COLOR MATRIX

	Darker Colors											2S	W5												
624 Sage	●	●	●	●	●	●	●	●	●	●	●	●	●	●	●	●	●	●	●	●	●	●	●	●	●
840 Wicker	●	●	●	●	●	●	●	●	●	●	●	●	●	●	●	●	●	●	●	●	●	●	●	●	●
665 Dark Drift	●	●	●	●	●	●	●	●	●	●	●	●	●	●	●	●	●	●	●	●	●	●	●	●	●
660 Harvest Wheat	●	●	●	●	●	●	●	●	●	●	●	●	●	●	●	●	●	●	●	●	●	●	●	●	●
652 Midnight Surf	●	●	●	●	●	●	●	●	●	●	●	●	●	●	●	●	●	●	●	●	●	●	●	●	●
653 Moonlit Moss	●	●	●	●	●	●	●	●	●	●	●	●	●	●	●	●	●	●	●	●	●	●	●	●	●
666 Saddle Brown	●	●	●	●	●	●	●	●	●	●	●	●	●	●	●	●	●	●	●	●	●	●	●	●	●
120 Venetian Red	●	●	●	●	●	●	●	●	●	●	●	●	●	●	●	●	●	●	●	●	●	●	●	●	●
651 W. Smoke	●	●	●	●	●	●	●	●	●	●	●	●	●	●	●	●	●	●	●	●	●	●	●	●	●
No Color																									●

	2S	W5
624 Sage	●	●
840 Wicker	●	●

## DEEP-POCKET INSULATED VINYL ACCESSORIES

		751 Snow White	01	004 Almond	54	007 Antique Ivory	40	150 Dover Gray	11	088 Canyon Clay	D3	307 Pebble	52	624 Sage	2S	840 Wicker	W5
Inside Corner Post	15522	●		●		●		●		●		●		●		●	
4" Outside Corner Post w/ Foam	14518	●		●		●		●		●		●		●		●	
3-1/2" Win/Door Surround* w/ Foam	15003	●		●		●		●		●		●		●		●	
Easy Start Starter Strip	K661945																

## COLOR MATRIX

		Designer Colors														
		665 Dark Drift	53	660 Harvest Wheat	C9	652 Midnight Surf	O7	653 Moonlit Moss	M1	666 Saddle Brown	3T	120 Venetian Red	3R	651 W. Smoke	10	No Color
		●		●		●		●		●		●		●		
		●		●		●		●		●		●		●		
																●





# ALUMINUM ACCESSORIES COLOR MATRIX

		004 Almond	54	007 Antique Ivory	40	048 Black	70	068 Bright White	B5	064 Bronze	92	418 Brownstone	B9	088 Canyon Clay	D3	379 Charcoal	65	121 Classic Brown	3S	151 Dover Gray	11	258 Grecian Green	26	449 Linen	L5
Deluxe Outside Corner Post	0103501							●																	
Woodgrain OCP	0103508	●	●			●						●								●					
3/4" J-Channel	0104209	●	●			●						●								●					
Snap-Lock Finish Trim	0108609	●	●			●						●								●					
2-1/2" Starter Strip	0109025																								
Cedarwood OCP	0103510																								
Cedarwood 3/4" J-Channel	0104219																								
Cedarwood Snap-Lock	0108619																								
Cedarwood Touch-Up Paint	0199033																								
Cove Moulding	0530001						●																		
Reverse Frieze Moulding(Poly)	0530002	●	●	●	●	●	●	●	●	●	●	●	●	●	●	●	●	●	●	●	●	●	●	●	●
Reverse Frieze Moulding(PVC)	0531002					●																			
1/2" Soffit J-Channel(Poly)	0530008	●	●	●	●	●	●	●	●	●	●	●	●	●	●	●	●	●	●	●	●	●	●	●	●
1/2" Soffit J-Channel(PVC)	0531008					●																			
Drip Edge Style D	0530015	●	●			●				●	●		●							●	●	●	●	●	●

		Variegated Colors																																				
		372 London Brown	X1	333 Musket Brown	49	R60 Norwood	A4	307 Pebble	52	736 Royal Brown	32	624 Sage	2S	724 Sandstone	G4	450 Terratone	93	794 Thistle	38	120 Venetian Red	3R	885 White	06	840 Wicker	W5	020 Aspen Gray	2R	107 Chestnut Brown	18	481 Maple Tan	2T	775 Tawny Oak	83	No Color				
														●										●														
														●										●														
														●										●														
														●										●														
														●										●														
														●										●														
														●										●														
														●										●														
														●										●														
														●										●														
														●										●														
														●										●														
														●										●														
														●										●														
														●										●														
														●										●														
														●										●														
														●										●														
														●										●														
														●										●														
														●										●														
														●										●														
														●										●														
														●										●														
														●										●														
														●										●														
														●										●														
														●										●														
														●										●														
														●										●														
														●										●														
														●										●														
														●										●														
														●										●														
														●										●														
														●										●														
														●										●														
														●										●														
														●										●														
														●										●														
														●										●														
														●										●														
														●										●														
														●										●														
														●										●														

# STEEL SIDING & FASCIA COLOR MATRIX

	004 Almond 54	007 Antique Ivory 40	068 Bright White B5	064 Bronze 92	418 Brownstone B9	088 Canyon Clay D3	121 Classic Brown 3S	151 Dover Gray 11	258 Grecian Green 26	449 Linen L5	372 London Brown X1
<b>SuperGard</b>											
Double 4"	●	●	●		●	●	●	●			
8"	●	●	●		●	●	●	●			
Double 5" Dutch Lap (Universal)	●	●	●		●	●	●	●			
12" Vertical B&B (Universal)	●	●	●		●	●	●	●			
<b>Cedarwood</b>											
Double 4"											
8"											
<b>Fascia</b>											
4"			●								●
6", 8"	●	●	●	●	●	●	●	●	●	●	●
10"			●								●

	Variegated Colors												
R60 Norwood A4	307 Pebble 52	736 Royal Brown 32	624 Sage 2S	724 Sandstone G4	450 Terratone 93	794 Thistle 38	120 Venetian Red 4H	840 Wicker W5	020 Aspen Gray 2R	107 Chestnut Brown 18	116 Coastal Redwood 86	481 Maple Tan 2T	775 Tawny Oak 83
●			●			●	●	●					
●			●			●	●	●					
●			●			●	●	●					
●			●			●	●	●					
									●	●	●	●	●
									●	●	●	●	●
●	●	●	●	●	●	●	●	●					

## STEEL ACCESSORIES | COLOR MATRIX

		004 Almond	54
3/4" Outside Corner Post	1813526	●	●
1-1/8" OCP	1813026	●	●
3/4" J-Channel	1814206	●	●
1-1/8" J-Channel	1814106	●	●
Snap-Lock Finish Trim	1815011	●	●
2-1/2" Starter Strip	1829020		●
3-1/2" Starter Strip	1829025		●
Cedarwood Snap-Lock	1815061		
Cedarwood 3/4" OCP	1813518		
Cedarwood 1-1/8" OCP	1813018		
Cedarwood 3/4" J-Channel	1814218		
Cedarwood 1-1/8" J-Channel	1814118		

Variegated Colors	
020 Aspen Gray	2R
107 Chestnut Brown	18
116 Coastal Redwood	86
481 Maple Tan	2T
775 Tawny Oak	83



# ALUMINUM 24" TRIM COIL COLOR MATRIX

Siding	LoMar 0737107	PVC 0710007
<b>Certainteed/Wolverine</b>		
347 CT Autumn Yellow	●	●
342 CT Barn Red	●	●
343 CT Buckskin	●	●
345 CT/WV Cypress	●	●
355 CT/WV Desert Tan	●	●
362 CT/WV Granite Gray	●	●
354 CT/WV Heritage Cream	●	●
316 CT/WV Herringbone	●	●
327 CT/WV Ivy Green	●	●
350 CT/WV Light Maple	●	●
349 CT/WV Musket Brown	●	●
359 CT/WV Natural Clay	●	●
505 CT/WV Oxford Blue	●	●
601 CT/WV Pacific Blue	●	●
317 WV Pale Ivory	●	●
712 CT/WV Sable Brown	●	●
724 CT/WV Sandstone Beige	●	●
840 CT/WV Savannah Wicker	●	●
363 CT/WV Silver Ash	●	●
885 CT/WV Snow	0735007	●
R10 WV Soft Almond	●	●
365 CT/WV Sterling Gray	●	●
369 CT Summer Wheat	●	●
725 CT/WV Warm Sand	●	●
370 CT Woodland Mist	●	●
<b>Crane</b>		
316 C Bone		●
507 C Bone	●	
476 C Cabin Brown		●
359 C Clay	●	●
462 C Country Beige	●	●
470 C Cypress	●	●
336 C Driftwood	●	●
537 C Evergreen		●
362 C Greystone	●	●
471 C Harbor Blue	●	●
465 C Ivory	●	●
688 C Lighthouse Red		●
725 C Mocha	●	●
333 C Musket Brown	●	●
412 C Pearl	●	●
574 C Regatta Blue		●
472 C Rye	●	●
475 C Saddle	●	●
460 C Wheat	●	●
<b>James Hardie</b>		
068 JH Arctic White	●	
274 JH Autumn Tan	●	
521 JH Boothbay Blue	●	
272 JH Cobble Stone	●	
418 JH Khaki Brown	●	
279 JH Light Mist	●	
275 JH Monterey Taupe	●	
271 JH Navajo Beige	●	
270 JH Sail Cloth	●	
277 JH Sandstone Beige	●	
276 JH Timber Bark	●	

# COMPETITOR BRANDS

Siding (continued)	LoMar 0737107	PVC 0710007
<b>Mastic</b>		
004 MT Almond	●	●
724 MT Cameo	●	●
479 MT Classic Cream	●	●
001 MT Desert Sand	●	●
333 MT Musket Brown	●	●
359 MT Pebblestone	●	●
R28 MT Sage	●	●
618 MT Silver Gray	●	●
336 MT Victorian Gray	●	●
<b>Royal</b>		
R10 RC Almond	●	●
R28 RC Aspen	●	●
R11 RC Beige	●	●
R12 RC Blue Gray	●	●
R13 RC Clay	●	●
095 RC Charcoal		●
R25 RC Driftwood	●	●
R14 RC Gray	●	●
R27 RC Hickory	●	●
412 RC Linen	●	●
R68 RC Mountain Blue	●	●
R66 RC Pebble Clay	●	●
R65 RC Sage	●	●
001 RC Sand	●	●
618 RC Sterling	●	●
R67 RC Victorian Gray	●	●
R26 RC Vintage Cream	●	●
R23 RC Wicker	●	●

Windows	LoMar 0737107
<b>Andersen</b>	
A03 AN Canvas/AN White	●
A05 AN Cocoa Bean/AN White	●
A07 AN Sandtone/AN White	●
A06 AN Terratone/AN White	●
A02 AN White/AN White	●
<b>Marvin</b>	
194 MV Bahama Brown	●
046 MV Hampton Sage	●
080 MV Medium Bronze	●
196 MV Pebble Gray	●
195 MV Stone White	●

## GUTTER COIL COLOR MATRIX

Gutter Coil		004 Almond	54
.027 x 11.75	0200015		40
.027 x 11.875	0200020		70
.027 x 11.875	0220012	●	92
.032 x 11.75	0200035		3C
.032 x 11.875	0200040		D3
.032 x 11.875	0220022	●	3S
		●	11
		●	26
		●	L5
		●	X1
		●	49
		●	A4
		●	52
		●	32

624 Sage	2S	
725 Sandalwood	A2	
724 Sandstone	G4	
450 Terratone	93	
794 Thistle	38	
120 Venetian Red	3R	
906 White – Hi-Gloss	G6	●
905 White – Lo-Gloss	01	●
840 Wicker	W5	●

## REVERE VINYL SIDING AND SOFFIT

Produced to precise tolerances using formulated compounds specifically designed for the plastic building products industry according to ASTM D4216, meeting or exceeding the following:

Property	ASTM Test	Results
Tensile Strength (psi)	D-638	6,700
Modulus of Elasticity (psi)	D-638	410,000
Izod Impact (70°F)	D-256	3.6 (ft-lb/in of notch)
Izod Impact (32°F)	D-256	2.0 (ft-lb/in of notch)
Flexural Strength (psi)	D-790	14,000
Coefficient of Linear Expansion	D-696	5.3 x 10 <sup>-5</sup> (mm/mm °C) 2.9 x 10 <sup>-5</sup> (in/in °F)
Deflection Temperature Under Load 264 psi (°C)	D-648	73

### PRODUCT PHYSICALS

All siding products, soffit panels and accessories are made with solid color throughout. The siding products and accessories meet or exceed the ASTM Specification for Rigid Poly Vinyl Chloride (PVC) Siding D3679. All soffit products and associated accessories meet or exceed the ASTM Specification for Rigid (Unplasticized) Poly Vinyl Chloride (PVC) Soffit D4477.

The siding and soffit compound meets Class 2 requirements and conforms to weathering performances as described in ASTM 3679.

Color: Spectrophotometer controlled  
Gloss: Gardner gloss meter controlled  
Lock: Dimensionally controlled

All products meet or exceed ASTM 3679 thickness (nominal) requirements:

<i>Sovereign Select Trilogy</i>	0.046"
<i>Sovereign Select</i>	0.046"
<i>Sovereign Select Variegated</i> (except Board & Batten: 0.050")	0.046"
<i>Sovereign Select Extended</i>	0.046"
<i>Sovereign Select Board &amp; Batten</i>	0.050"
<i>Berkshire Beaded</i>	0.046"
<i>Centennial Beaded</i>	0.046"
<i>Berkshire Classic</i>	0.044"
<i>Amherst (including Somerville III)</i>	0.042"
<i>Driftwood</i>	0.040"
<i>Sovereign Select Ultra-Premium Soffit</i>	0.044"
<i>Oxford Premium Soffit</i>	0.042"
<i>Beaded Premium Soffit</i>	0.042"
<i>Fairweather Soffit</i>	0.040"

### WARRANTY

All Revere vinyl siding brands carry a Lifetime Limited Warranty including fade and hail protection. *Warranty is transferable if the home is sold. See printed warranty for complete details.*

### SOFFIT VENTILATION AREA

Revere soffit panels are designed to allow air circulation into the attic areas to aid in the reduction of excessive heat buildup and water vapor condensation. The net free open area (NFOA) per lineal foot of soffit is as follows:

12" <i>Sovereign Select Hidden Vented</i>	10 sq in
10" <i>Oxford Fully Vented</i>	5.3 sq in
8" <i>Beaded Vented</i>	2.4 sq in
12" <i>Fairweather Center Vented</i>	2.3 sq in
12" <i>Fairweather Fully Vented</i>	7.1 sq in

### FIRE RESISTANCE RATINGS

Revere vinyl siding products meet or exceed all building code requirements throughout the United States and Canada. In addition to meeting these code requirements, Revere vinyl sidings have been fire rated by Underwriters Laboratories (UL) to be used in one-hour rated designed walls U026 and U032 and a two-hour rated wall, U301. UL inspects the manufacture of the vinyl products quarterly to certify that Revere vinyl products are manufactured consistently. The vinyl products have been tested as follows:

Property	ASTM Test	Results
<i>Average Burn Distance</i>	D-635	20mm
<i>Average Burn Time</i>	D-635	<5 seconds
<i>Flash Ignition Temperature</i>	D-1929	752°F
<i>Self Ignition Temperature</i>	D-1929	860°F
<i>Flame Spread Index</i>	E-84	15
<i>Smoke Developed Index</i>	E-84	<400
<i>Fire Resistance</i>	E-119	1-hour rated* 2-hour rated*

\*See UL Fire Resistance Directory Control No. 1N60. E-119 is equivalent to UL-263 and E-84 is equivalent to UL-723.

### Important fire safety information for the building trades, specifiers, professionals and do-it-yourself installers:

When rigid vinyl siding is exposed to significant heat or flame, the vinyl will soften, sag, melt, or burn and may thereby expose the material underneath. Care must be exercised when selecting underlay materials because many underlays are made from organics that are combustible. You should ascertain the fire properties of any underlay prior to installation. All building materials should be installed in accordance with local, state and federal building codes and fire regulations.

### WINDLOAD PROPERTIES

All Revere siding products are designed to withstand a minimum of 100 mph windloads and are suitable for most areas. The products can be used in areas with higher windloads, but installation procedures, choice of product and building code jurisdiction are important factors to be considered. The windspeed rating (in mph) is calculated using VSI's wind-speed calculation guidelines. Additional information is available if required.

### BUILDING CODES

Revere vinyl products meet or exceed the following building code specifications:

ICC-ESR – 1133  
CCMC – 06541-L  
New York City MEA 132-94-M  
FHA/HUD Minimum Property Standards

### REVERE SHAKES AND SCALLOPS

Revere shakes and scallops are produced from a modified (ASTM 5630) outdoor polypropylene copolymer, also known as a reinforced thermoplastic polyolefin (TPO). Produced to precise tolerances using formulated compounds specifically designed for exterior applications, meeting or exceeding the following:

<u>Property</u>	<u>ASTM Test</u>	<u>Results</u>
<i>Tensile Strength @ Yield (psi)</i>	<i>D-638</i>	<i>3,000</i>
<i>Izod Impact (23°C)</i>	<i>D-256</i>	<i>2.5 (ft-lb/in of notch)</i>
<i>Flexural Modulus (psi)</i>	<i>D-790</i>	<i>200,000</i>
<i>Gardner Impact (23°C)</i>	<i>D-5420</i>	<i>180 (in-lb)</i>
<i>Windload</i>	<i>5206</i>	<i>205 mph Traditional Shake 267 mph Scallop 214 mph Cape Cod Shingle 217 mph Hand-Split Shake</i>

### PRODUCT PHYSICALS

The material has a solid color throughout and is UV stabilized. Shakes and scallops are continually tested for weatherability in both light and darker colors.

Material thickness:

Traditional Shake: 0.085"

Scallop: 0.085"

Cape Cod Shingle: 0.075"

Hand-Split Shake: 0.100"

Color: Spectrophotometer controlled

Traditional Shake

7" panel (single course) exposure by 81" exposure

26 panels per 100 sq ft coverage

Panel weight of 3.07 lb

Natural cedar texture

Scallop

6-1/4" panel (single course) exposure by 76" exposure

30 panels per 100 sq ft of coverage

Panel weight of 2.3 lb

Natural cedar texture

Cape Cod Shingle

10" panel (double course) exposure by 65" exposure

22 panels per 100 sq ft coverage

Panel weight of 3.2 lb

Natural cedar texture

Hand-Split Shake

9" panel (single course) exposure by 76.5" exposure

22 panels per 100 sq ft of coverage

Panel weight of 4.1 lb

Deep cedargrain texture

Staggered bottom edge

### WARRANTY

Lifetime Limited Transferable Warranty. *See printed warranty for complete details.*

### FIRE SAFETY

When polypropylene material is exposed to considerable heat or flame the polypropylene will soften, melt or burn and may possibly expose the material underneath. Care needs to be taken when selecting underlayment materials because many are made from organic materials that are combustible. Fire properties of underlayment materials must be established prior to their installation. All burning materials should be installed in accordance with local, state (provincial) and federal fire regulations and building codes.

### INSTALLATION

Complete installation instructions for shakes and scallops are available. Please review prior to installation.

**REVERE ALUMINUM SIDING AND SOFFIT**
**ALUMINUM METAL PROPERTIES**

<i>Alloy or Equivalent</i>	<i>3000 series</i>
<i>Specific Gravity</i>	<i>2.72</i>
<i>Minimum Ultimate Strength (KSI)</i>	<i>25</i>
<i>Minimum Yield (KSI)</i>	<i>22</i>
<i>Minimum Elongation (%)</i>	<i>1</i>
<i>Modulus of Elasticity (KSI)</i>	<i>10,000</i>
<i>Coefficient of Thermal Expansion (in/in °F)</i>	<i>0.0000131</i>
<i>Melting Range (°F)</i>	<i>1175-1210</i>
<i>Thermal Conductivity at 77°F (btu-in/ft<sup>2</sup>-hr-°F)</i>	<i>1190</i>

**COATING PROPERTIES**

Revere aluminum siding products are manufactured with AA3000 series alloy or equivalent. Both sides of the aluminum sheet are cleaned with a specially formulated cleaner, water rinsed and then coated with an environmentally safe chemical pretreatment to enhance corrosion protection and coating adhesion.

The pretreated aluminum is coated with a corrosion-resistant polymer. This corrosion-resistant polymer (i.e., primer) can then be top coated with the following polymeric systems:

**Polyester (Poly) Topcoat:** This thermoset polymer resin is cured at 450°F forming a hard, flexible, mar resistant and weatherable coating. The coating thickness is 0.8 mil.

**Plastisol (PVC) Topcoat:** This highly weatherable, flexible, chemical-resistant thermoplastic polymer is melted and fused on the aluminum metal at temperatures of 390°F. The coating is applied either with a striated pattern or smooth finish having an average film thickness of 3.0 mils.

**Fluoropolymer (PVDF<sub>2</sub>):** This thermoplastic polymer has excellent chemical and fade resistance. The coating is applied at 0.9 mil. The system is cured at a minimum temperature of 475°F. This polymer system conforms to the high industry standards of Kynar 500® and Hylar 5000®. The main criteria for these standards is that the paint formulation must contain a minimum of 70% PVDF<sub>2</sub>. Many fluoropolymer coatings on the market do not meet the high quality and performance standards required by Kynar 500 and Hylar 5000 specifications.

**WARRANTY**

All Revere aluminum siding brands carry a Lifetime Limited Warranty. *Warranty is transferable if home is sold. See printed warranty for complete details.*

**CONTACT WITH DISSIMILAR MATERIALS**

Direct contact of aluminum products with certain dissimilar materials, or contact with water runoff from dissimilar materials, is likely to result in corrosion. Accordingly, care should be taken during installation to avoid such contact of aluminum with dissimilar materials, including: dissimilar metals (copper, zinc, steel, etc.), concrete, stucco, asbestos siding, pressure treated/pretreated lumber, masonry, corrosive non-metallic materials, and roofing materials or roofing systems containing metallic granules or strips.

**PRODUCT PHYSICALS**

Product	Coating Type	Thickness
<i>Cedarwood</i>	<i>PVDF<sub>2</sub></i>	<i>0.024</i>
<i>Woodgrain Series 2000</i>	<i>Poly</i>	<i>0.019</i>
<i>Deluxe 4"</i>	<i>Poly</i>	<i>0.019</i>
<i>Deluxe 8"</i>	<i>Poly</i>	<i>0.024</i>
<i>Hi-Tensile Soffit</i>	<i>Poly</i>	<i>0.016</i>
<i>PVC Supreme Soffit</i>	<i>PVC</i>	<i>0.016</i>
<i>ValuGard Soffit</i>	<i>Poly</i>	<i>0.014</i>
<i>Deluxe Fascia</i>	<i>Poly</i>	<i>0.024</i>
<i>ValuGard Fascia</i>	<i>Poly</i>	<i>0.019</i>
<i>HD Trim Coil</i>	<i>Poly</i>	<i>0.024</i>
<i>Trim Coil</i>	<i>Poly</i>	<i>0.019</i>
<i>Trim Coil</i>	<i>PVC</i>	<i>0.019</i>

**SOFFIT VENTILATION AREA**

Revere soffit panels are designed to allow air circulation into the attic areas to aid in the reduction of excessive heat buildup and water vapor condensation. The net free open area (NFOA) per lineal foot of soffit are as follows:

Profile	Vent	NFOA (in <sup>2</sup> /foot)
<i>16" 4 Panel</i>	<i>Center Vent</i>	<i>7.8</i>
	<i>Full Vent</i>	<i>15.5</i>
<i>12" 3 Panel</i>	<i>Center Vent</i>	<i>3.9</i>
	<i>Full Vent</i>	<i>11.6</i>

**BUILDING CODES**

Revere aluminum products meet or exceed the following building code specifications:

*ICC-ES Legacy – Report #97-64*

*AAMA 1402-86*

*FHA/HUD Minimum Property Standards*

## REVERE GALVANIZED STEEL SIDING

### GALVANIZED METAL PROPERTIES

<i>Galvanized Steel or Equivalent</i>	<i>G90</i>
<i>Specific Gravity</i>	<i>7.8</i>
<i>Minimum Ultimate Strength (KSI)</i>	<i>45-55</i>
<i>Minimum Yield (KSI)</i>	<i>40-50</i>
<i>Minimum Elongation (%)</i>	<i>25-35</i>
<i>Modulus of Elasticity (KSI)</i>	<i>29,500</i>
<i>Coefficient of Thermal Expansion (in/in °F)</i>	<i>0.000006</i>
<i>Melting Range (°F) Steel</i>	<i>&gt;2700</i>
<i>Melting Range (°F) Zinc</i>	<i>786</i>
<i>Thermal Conductivity at 77°F (btu-in/ft<sup>2</sup>-hr-°F)</i>	<i>555</i>

### COATING PROPERTIES

Revere galvanized steel siding products are manufactured with G90 or equivalent. Both sides of the steel sheet are cleaned with a specially formulated acid cleaner, water rinsed and then coated with an environmentally safe chemical pretreatment to enhance corrosion protection and coating adhesion.

The pretreated galvanized surface is coated with a thermoset corrosion-resistant polymer. This corrosion-resistant polymer is topcoated with the following polymeric systems:

**Plastisol (PVC) Topcoat:** This highly weatherable, flexible, chemical-resistant thermoplastic polymer is melted and fused at temperatures of >390°F. The coating is applied with a striated pattern or smooth finish having an average film thickness of 3.0 mils.

**Fluoropolymer (PVDF):** This thermoplastic polymer has excellent chemical and fade resistance. The coating thickness is 0.9 mil. The system is cured at a minimum temperature of 475°F. This polymer system conforms to the high industry standards of Kynar 500® and Hylar 5000®. The main criteria for these standards is that the paint formulation must contain a minimum of 70% PVDF<sub>2</sub>. Many fluoropolymer coatings on the market do not meet the high quality and performance standards required by Kynar 500 and Hylar 5000 specifications.

### WARRANTY

All Revere steel siding brands carry a Lifetime Limited Warranty. *Warranty is transferable if home is sold. See printed warranty for complete details.*

### CONTACT WITH DISSIMILAR MATERIALS

Direct contact of steel products with certain dissimilar materials, or contact with water runoff from dissimilar materials, is likely to result in corrosion. Accordingly, care should be taken during installation to avoid such contact of steel with dissimilar materials, including: dissimilar metals (copper, zinc, steel, etc.), concrete, stucco, asbestos siding, pressure treated/pretreated lumber, masonry, corrosive non-metallic materials, and roofing materials or roofing systems containing metallic granules or strips.

## PRODUCT PHYSICALS

<u>Product</u>	<u>Coating Type</u>	<u>Thickness*</u>
<i>Cedarwood</i>	<i>PVDF<sub>2</sub></i>	<i>0.017</i>
<i>SuperGard</i>	<i>PVC</i>	<i>0.017</i>

*\*29 Gauge*

### BUILDING CODES

Revere steel products meet or exceed the following building code specifications:

*ICC-ES Legacy – Report #97-64*

*AAMA 1406-86*

*FHA/HUD Minimum Property Standards*



[www.reverebuildingproducts.com](http://www.reverebuildingproducts.com)



**REVERE BUILDING PRODUCTS**

A Division of Gentek Building Products, Inc.

*A proud name you can depend on.*

P.O. Box 110 • Akron, Ohio 44309  
[www.reverebuildingproducts.com](http://www.reverebuildingproducts.com)



Due to product changes, improvements and other factors, Revere reserves the right to change or delete information contained herein without prior notice. Manufactured and marketed by Gentek Building Products, Inc. USGBC and related logo is a trademark owned by the U.S. Green Building Council and is used by permission. Revere name and symbol are used under license from Acuity Management, Inc.

Effective Date: 4/1/10

